

PART A

Dr (Mrs.) K.Rama

Deputy Advisor

National Assessment and Accreditation council

Banglore

Subject- (Submission of SAR of T D P G College, Jaunpur)

Respected Sir/Madam

With reference to your letter NAAC/NR-KR/UPCOGN15604-20<sup>th</sup> IEQA-Eligible/2013 dated 16<sup>th</sup> April2013; the college has uploaded its SAR on institution's website on 15/09/2013. The hard copy of the same duly signed by the competent authority along with demand draft of Rs 84270/ (including service tax) as processing fee will be sent to your office within 20 days by post. Please accept the submitted SAR and oblige us.

With regards

(Dr. U P Singh)

Principal

## PART B

### Executive Summary

#### S W O C Analysis

Tilak Dhari **College** is one of the premier institutions of not only Uttar Pradesh but also in India. It has about 200 well qualified teachers. Almost all of them are Ph.D. About 70% of them are engaged in research work in various departments. Many of them have contributed articles and research papers to national and international journals. There are upwards of 12 thousands students in this **college**. It is known for its innovative methods of teaching and the quality of its research work. It has been the recipient of a prestigious award given by state government for the best performance in all respect in 1992-93. Most of its alumni are representing it in different fields not only in the country but also abroad. The **college** was originally founded as an English Middle School in 1914 by Sri Tilak Dhari Singh. Mr Singh was the first graduate in this district of his community. It was recognized as Kshatriya High School in 1916. It Became an Intermediate in 1940. It acquired the status of of a Degree **College** in July 1947 in affiliation to Agra **University**. Its affiliation shifted to Gorakhpur **University** in 1956. It got the status of Post Graduation in 1970 after a long drawn protest led by then principal Sri H N Singh. The **college** is situated at a distance of 4 Kilometers from **Jaunpur** Junction and about 2.5 Kilometers from **Jaunpur** City Station. It is 300 meters away from the Roadways Depot. It is thus well connected with Rail and roads. The college is providing education in all six faculties- Arts, Science, Commerce, Agriculture, Law and Teacher's Training Department at postgraduate level. To augment the skill and employability among the students as per need of the international economic order, special lectures and training courses are organized on regular basis. College has rich library and N-LIST membership, as a result students and staff can access more than 80000 books and 4800 journals of various disciplines on their own screen. To make the campus ICT

friendly several arrangements like- Wi-Fi, internet and sufficient computers are done by the management. There is a big and well equipped Maharana Pratap Gymnasium in the campus. Uma Nath Singh Indoor and Outdoor stadium that fulfil all sports related needs of the male and female students. There are/were so many excellent personalities who have written the glorious history of the college. Some of them can be cited here—

Ex Vice Chancellors-

1- Dr. Jokhan Singh 2- Prof R P Singh 3- Prof K P Singh 4- Prof K G Srivastava(Acting)

Administrators-

1- Sri Anurag Yadava IAS- Lucknow ( Present time) 2-Sri Indu Prakash Singh ( Ex Ambassador ) 3 Sri Anil Singh (Ex I A S) 4- Sri Vinay Kumar Singh (Ex I A S) 5- Sri Kshatra Pal Singh (Ex I A S )

Member of Parliament

1- Dhananjay Singh ( Present time) 2- Sri Raj Keshar Singh (Ex M P ) 3- Sri Raj Deo Singh (Ex M P 4- Sri Arjun Yadava (Ex M P ) 5- Sri Vidya Sagar Sonkar (Ex M P )

Member of Legislative Assembly-

1- Sri Shachindra Nath Tripathi ( Present time) 2- Sri Uma Nath Singh ( Ex M LA & Minister of Up Govt) 3- Sri Har Govind Singh (( Ex M LA & Minister of U P Govt) ) 4- Sri Om Prakash Srivastav (( Ex M LA & Minister of U P Govt) 5- Javed Siddiqui(( Ex M LA & Minister of Maharastra Govt).

College has a great tradition of teaching and learning. Most of the teachers are actively involved in innovative teaching and exploratory research. Many minor and major projects funded by U G C New Delhi and D S T are running or have been completed during last four years. Two Pith B R Ambedkar and M M Malviya funded by U G C are running in the campus under the

supervision of Dr Chandra Lekha Singh (Political Science) and Dr R N Tripathi(Sociology) respectively. National seminar is organized by the college on regular basis. Invited lectures/debates/speeches on current issues related to different subjects are organized on department level as per schedule of the academic calendar prepared by IQAC.Three research journals are published from the campus namely- 1-Purvanchal Journals of Human Relations 2- Journal of Purvanchal Academy of Sciences and 3- New Dimensions in Educational Research. In order to implement the academic calendar effectively we organize singing, dancing, story writing, Rangoli and mehadi competition under the aegis of IQAC.Some students of N S S were selected in “youth for skill development”programme to participate in Bapu Bazar which was organized on 28<sup>th</sup> Oct 2012 at Dharmapur Block and 24<sup>th</sup> Feb 2013 at Faridul Haqu Degree College Shahganj. Many students participate in inter-University (All India) sports competition every year. Mr Kailash Nath Yadave got first position in 1500 meter race and secured gold medal for the same last year. Rovers/Rangers Team of the college got first position in the university rally last year. One company of 156 cadets under 98U P Bn N C C , one Platoon of 54 cadets and one independent company of 5 U P of 200 cadets are sanctioned for the institution. There is Study Centre of U.P.R.T.Open University, Allahabad and IGNOU, New Delhi (including 100 seats of B.Ed. course under Distance Education). We publish annual magazine ‘MANTHAN’ and updated prospectus every year. There are so many committees/cells like- IQAC, ARC, SGRC, Proctorial Board, GSCASH, examination committee, admission committee, student’s union and student help centre to maintain overall quality in the campus .We organise founder’s week to celebrate the birth anniversary of our great founder Th Tilak Dhari Singh during last week of the February every year. During the week several academic and cultural events are organised and active participation of the students is insured. As the college is situated in a semi- urban area, the students are not so serious and dedicated towards the study that’s why we face so many problems in launching any new training programme to enhance the capability of the students. It has become almost compulsory to construct a multi-purpose hall with the seating capacity of 5000.Separate chambers are required for all the committees to ensure the effective monitoring. Complete automation of the campus, Office and library is an urgent need of the college. Proposals are pending with U G C New Delhi and the needs mentioned above will

be addressed as soon as possible. We have no doubt that, if other things remaining the same, our institution has the potential to become a pioneer not only in the U P but in the country as a whole.



## PART C

### Profile of the Affiliated /Constituent College

1. Name and address of the college: Tilak Dhari P G College Jaunpur
2. For communication: Husainabad, Sadar , Jaunpur (222002)

Designation	Name	Telephone with STD code	Mobile	F a x	Email
Principal	DR U P SINGH	O: 05452260939 R:	9415349802		principal@tdcollege.co.in
Vice Principal	Dr.D.P.Upadhyaya	O: 05452260939 R:	94511587571		-----
Steering Committee Coordinator	DR A K SINGH	O: 05452220783 R:05452261453	9889112571		arun@tdcollege.co.in

3. Status of the of Institution :  
Affiliated College

YES

Constituent College

Any other (specify)

4. Type of Institution:

a. By Gender

i. For Men


ii. For Women

iii. Co-education

√
---

b. By shift

i. Regular

√

ii. Day

iii. Evening

5. Is it a recognized minority institution?

Yes

NO

No

If yes specify the minority status (Religious/linguistic/ any other) and provide documentary evidence.

NA
----

6. Source of funding:

Government

Grant-in-aid

Self-financing

Any other - N A

√

7. a. Date of establishment of the college: ...00/07/1947..... (dd/mm/yyyy)

b. University to which the college is affiliated /or which governs the college (If it is a constituent college)

VBS Purvanchal University Jaunpur

c. Details of UGC recognition:

Under Section	Date, Month & Year (dd-mm-yyyy)	Remarks (If any)
i. 2 (f)	11/09/2001	F-8-62/20009CPPP-I Annexure- 1
ii. 12 (B)	11/09/2001	F-8-62/20009CPPP-I Annexure-2

(Enclose the Certificate of recognition u/s 2 (f) and 12 (B) of the UGC Act)

d. Details of recognition/approval by statutory/regulatory bodies other than UGC



(AICTE, NCTE, MCI, DCI, PCI, RCI etc.)

Under Section/clause	Recognition/Approval details Institution/Department/ Programme	Day, Month and Year (dd-mm- yyyy)	Validity	Remarks
i.	LLB	25/09/2008		BCI/1304/2008 Annexure-3
ii.	B.Ed	30/09/97		FNO- NRC/NCTE/F- 3/UP-27/97 Annexure-4
iii.				
iv.				

(Enclose the recognition/approval letter)

8. Does the affiliating university Act provide for conferment of autonomy (as recognized by the UGC), on its affiliated colleges?

Yes

If yes, has the College applied for availing the autonomous status?

NO

9. Is the college recognized

a. by UGC as a College with Potential for Excellence (CPE)?

NO

If yes, date of recognition: .....NA..... (dd/mm/yyyy)

b. for its performance by any other governmental agency?

No

If yes, Name of the agency .....NA..... and

Date of recognition: .....NA..... (dd/mm/yyyy)

10. Location of the campus and area in sq.mts:

Location *	URBAN
Campus area in sq. mts.	75ACRE
Built up area in sq. mts.	43604.23

(\* Urban, Semi-urban, Rural, Tribal, Hilly Area, Any others specify)

11. Facilities available on the campus (Tick the available facility and provide numbers or other details at appropriate places) or in case the institute has an agreement with other agencies in using any of the listed facilities provide information on the facilities covered under the agreement.

- Auditorium/seminar complex with infrastructural facilities - ✓
- Sports facilities
  - \* play ground -✓
  - \* swimming pool- ✓
  - \* gymnasium - ✓
- Hostel
  - \* Boys' hostel -✓
    - i. Number of hostels 04

- ii. Number of inmates 272
- iii. Facilities (mention available facilities)  
Facilities are currently suspended due to student's unrest.

\* Girls' hostel -√

- iv. Number of hostels 02
- v. Number of inmates 108
- vi. Facilities (mention available facilities)

Facilities are currently suspended due to student's unrest.

\* Working women's hostel

Nil

- i. Number of inmates
- ii. Facilities (mention available facilities)

- Residential facilities for teaching and non-teaching staff (give numbers available -- cadre wise)

Teaching Staff- 13 Flats

- \* Cafeteria ---√
- \* Health centre -- -√

First aid facility is available in the campus. Two well equipped Nursing Homes with qualified doctors and modern medical facilities are situated within the radius of one kilometer.

Health centre staff –

Qualified doctor      Full time      Pa  me -√(On Call)

Qualified Nurse      Full time      Pa  me -√(On Call)

- Facilities like banking, post office, book shops --- Yes
- Transport facilities to cater to the needs of students and staff—  
Nil
- Animal house – No
- Biological waste disposal -Nil
- Generator or other facility for management/regulation of electricity and voltage --  
YES
- Solid waste management facility-Nil
- Waste water management-Nil

- Water harvesting- Nil

12. Details of programmes offered by the college (Give data for current academic year)

Sl. No.	Programme Level	Name of the Programme/ Course	Duration	Entry Qualification	Medium of instruction	Sanctioned/approved Student strength	No. of students admitted
1	Under-Graduate	BA	3years	Intermediate	Hindi & English	1607	1607
		B Sc				467+454	921
	Post-Graduate	Science	2Years	Undergraduation	Hindi&English	190	190
		Arts	2Years	”	”	740	740
		Commerce	2Years	”	”	80	80
		Agriculture	2Years	”	”	90	90
		Teacher,s Training	2Years	”	”	20	20
		Law	1Years	”	”	20	20
			2Years			20	20
	Integrated Programmes P G	NA	NA	NA	NA	NA	NA
	Ph.D.	Science,Arts,Commerce,Agriculture, Law,Teacher,s Training	3Years Minimum	PostGraduation	Hindi&English	nil	nil
	M.Phil.	NA	NA	NA	NA	NA	NA
	Ph. D.	-----	-----				
	Certificate courses	NA					
	UG Diploma	NA					
	PG Diploma	NA					
	Any Other (specify and provide details)	NA					

13. Does the college offer self-financed Programmes?

Yes  No

If yes, how many? 11

14. New programmes introduced in the college during the last five years if any?

Yes		No	<input checked="" type="checkbox"/>	Number	
-----	--	----	-------------------------------------	--------	--

15. List the departments: (respond if applicable only and do not list facilities like Library, Physical Education as departments, unless they are also offering academic degree awarding programmes. Similarly, do not list the departments offering common compulsory subjects for all the programmes like English, regional languages etc.)

Particulars	UG	PG	Research
Science	<input checked="" type="checkbox"/>	<input checked="" type="checkbox"/>	<input checked="" type="checkbox"/>
Arts	<input checked="" type="checkbox"/>	<input checked="" type="checkbox"/>	<input checked="" type="checkbox"/>
Commerce	<input checked="" type="checkbox"/>	<input checked="" type="checkbox"/>	<input checked="" type="checkbox"/>
Agriculture	<input checked="" type="checkbox"/>	<input checked="" type="checkbox"/>	<input checked="" type="checkbox"/>
Law	<input checked="" type="checkbox"/>	<input checked="" type="checkbox"/>	<input checked="" type="checkbox"/>
Teacher's Training Department(Applied separately)	<input checked="" type="checkbox"/>	<input checked="" type="checkbox"/>	<input checked="" type="checkbox"/>

16. Number of Programmes offered under (Programme means a degree course like BA, BSc, MA, and M.Com...)

a. annual system

All

b. semester system

LAW

c. trimester system

17. Number of Programmes with

- a. Choice Based Credit System   NIL
- b. Inter/Multidisciplinary Approach    NO
- c. Any other ( specify and provide details)    NIL

18. Does the college offer UG and/or PG programmes in Teacher Education?

Yes    √       No   

If yes,

- a. Year of Introduction of the programme(s)...03/07/1959.....  
(dd/mm/yyyy)  
and number of batches that completed the programme

50
----

- b. NCTE recognition details (if applicable) -NA  
Notification No.: .....
- Date: ..... (dd/mm/yyyy)
- Validity:.....

- c. Is the institution opting for assessment and accreditation of Teacher Education Programme separately?

Yes    √                      No   

19. Does the college offer UG or PG programme in Physical Education?

Yes          No   √



If yes,

- a. Year of Introduction of the programme(s)..... (dd/mm/yyyy)  
and number of batches that completed the programme

- b. NCTE recognition details (if applicable)  
Notification No.: .....

Date: ..... (dd/mm/yyyy)

Validity:.....

- c. Is the institution opting for assessment and accreditation of Physical Education Programme separately?

Yes  No

20. Number of teaching and non-teaching positions in the Institution

Positions	Teaching faculty						Non-teaching staff		Technical staff	
	Professor		Associate Professor		Assistant Professor		Sanctioned- 158	Filled 130		
	*M	*F	*M	*F	*M	*F	*M	*F	*M	*F
Sanctioned by the UGC / University / State Government-178	Nil	Nil	Nil	Nil	17	8	130	05	00	00
Recruited- 143			60	10		12				

Positions	Teaching faculty							
					61			
<i>Yet to recruit</i> 35								
Sanctioned by the Management/society 14 <i>Recruited</i> 14					14 12	02		
<i>Yet to recruit</i> 00t								

\*M-Male \*F-Female





21. Qualifications of the teaching staff:

Highest qualification	Professor		Associate Professor		Assistant Professor		Total
	Male	Female	Male	Female	Male	Female	
Permanent teachers							
D.Sc./D.Litt.	Nil	Nil	02	Nil	Nil	Nil	02
Ph.D.	Nil	Nil	60	10	55	09	134
M.Phil.	Nil						
PG					07	02	09
Temporary teachers							
Ph.D.	--	---	---	----	12	02	14
M.Phil.							
PG							
Part-time teachers							
Ph.D.							
M.Phil.							
PG							

22. Number of Visiting Faculty /Guest Faculty engaged with the College.

Nil

23. Furnish the number of the students admitted to the college during the last four academic



years.

Categories	Year 1 2009		Year 2 2010		Year 3 2011		Year 4 2012	
	Male	Female	Male	Female	Male	Female	Male	Female
SC	1367	393	1403	393	1900	720	1988	777
ST	03	00	04	00	02	00	03	00
OBC	3668	1135	3770	1145	4850	1230	4510	1269
General	4980	1726	4630	1008	3062	899	3580	1537
Others	55	14	71	27	41	123	117	129

24. Details on students enrollment in the college during the current academic year:

Type of students	UG	PG	M. Phil.	Ph.D.	Total
Students from the same state where the college is located	3495	1140	NA	Nil	4635
Students from other states of India	Nil	Nil	Nil	Nil	Nil
NRI students	Nil	--	--	--	--
Foreign students	Nil	--	--	--	--
Total	3495	1140	--	--	4635

25. Dropout rate in UG and PG (average of the last two batches)

9.65%

5.55%

UG

PG

26. Unit Cost of Education

*(Unit cost = total annual recurring expenditure (actual) divided by total number of students enrolled )*

(a) including the salary component

Rs.13760.78

(b) excluding the salary component

Rs.5050.30

27. Does the college offer any programme/s in distance education mode (DEP)?

Yes

No

If yes,

a) is it a registered centre for offering distance education programmes of another University

Yes

No

b) Name of the University which has granted such registration.

c) Number of programmes offered

d) Programmes carry the recognition of the Distance Education Council.

Yes  No

28. Provide Teacher-student ratio for each of the programme/course offered

29. Is the college applying for

Accreditation : Cycle 1

Cycle 2

Cycle 3

Cycle 4

Re-Assessment:

*(Cycle 1 refers to first accreditation and Cycle 2, Cycle 3 and Cycle 4 refers to re-accreditation)*

30. Date of accreditation\* (applicable for Cycle 2, Cycle 3, Cycle 4 and re-assessment only)  
Cycle 1: ..... (dd/mm/yyyy) Accreditation Outcome/Result..... Cycle 2:  
..... (dd/mm/yyyy) Accreditation Outcome/Result.....  
Cycle 3: ..... (dd/mm/yyyy) Accreditation Outcome/Result.....

*\* Kindly enclose copy of accreditation certificate(s) and peer team report(s) as an annexure.*

31. Number of working days during the last academic year.

262

32. Number of teaching days during the last academic year  
*(Teaching days means days on which lectures were engaged excluding the examination days)*

207

33. Date of establishment of Internal Quality Assurance Cell (IQAC)  
IQAC ...20/07/2012

34. Details regarding submission of Annual Quality Assurance Reports (AQAR) to NAAC.

NA

AQAR (i) ..... (dd/mm/yyyy)

AQAR (ii) ..... (dd/mm/yyyy)

AQAR (iii) ..... (dd/mm/yyyy)

AQAR (iv) ..... (dd/mm/yyyy)

35. Any other relevant data (not covered above) the college would like to include. (Do not

include explanatory/descriptive information)

NA



## PART D

Criteria wise analytical report

### CRITERION I: CURRICULAR ASPECTS

#### 1.1 Curriculum Planning and Implementation

1.1.1 State the vision, mission and objectives of the institution, and describe how these are communicated to the students, teachers, staff and other stakeholders.

Our institution has clear mission, vision & objectives. They are-

To uphold highest ethical standard in the conduct of our profession

To inculcate moral and spiritual values among students

To build lasting relationship with students based on trust and mutual regards

To create and nurture a culture that supports flexibility and adaptability

To ensure optimum utilization of resources in teaching and research

To maximize the use of ICT in teaching, research and extension

To constantly strive to make the campus eco-friendly

It is communicated among all stakeholders through prospectus (Information Bulletin) which is published every year. The institution's mission, vision and objectives are posted on the home page of the college's website. ([www.tdcollege.co.in](http://www.tdcollege.co.in))

1.1.2 How does the institution develop and deploy action plans for effective implementation of the curriculum? Give details of the process and substantiate through specific example(s).

Affiliating university is authorized to change/modify/upgrade the curriculum. At the institution level we ensure its effective implementation. With the help of IQAC an academic calendar is prepared in such a way that it could assist the students to enhance the academic, co-curricular and extra-curricular potential already existing in them.

1.1.3 What type of support (procedural and practical) do the teachers receive (from the University and/or institution) for effectively translating the curriculum and improving teaching practices?

Institution level efforts are made to upgrade the academic, technical and professional know-how of the teachers. The institution invites academicians, experts and professionals to deliver thought provoking lectures on current issues at the department level

1.1.4 Specify the initiatives taken up or contribution made by the institution for effective curriculum delivery and transaction on the Curriculum provided by the affiliating University or other statutory agency.

To ensure the effective delivery of the curriculum interactive methods like question-answer method, seminars, speech and debate are used as per academic calendar prepared by IQAC.

1.1.5 How does the institution network and interact with beneficiaries such as industry, research bodies and the university in effective operationalisation of the curriculum?

Karl Marx opined that “it is the existence that determines consciousness but not consciousness that determines existence”. It means education must be translated into employment. To enhance the employability it is compulsory to ensure the effective operationalisation of the curriculum. Employability can be increased by special training courses that can develop the soft skill and personality of the students. For this purpose we are utilizing the services of R-LEAP and AIMS management institute Pune.

1.1.6 What are the contributions of the institution and/or its staff members to the development of the curriculum by the University?(number of staff members/departments represented on the Board of Studies, student feedback, teacher feedback, stakeholder feedback provided, specific suggestions etc.

Most of the teachers of various departments are the members or conveners of the Board of Studies and research Development Committee and play vital role in formulation and modification of the curriculum to satisfy the need of the modern age. The departmental profile contains detail information in this regard.



- 1.1.7 Does the institution develop curriculum for any of the courses offered (other than those under the purview of the affiliating university) by it? If 'yes', give details on the process ('Needs Assessment', design, development and planning) and the courses for which the curriculum has been developed.

No such curriculum is developed by the institution.

- 1.1.8 How does institution analyse/ensure that the stated objectives of curriculum are achieved in the course of implementation?

Meeting of IQAC is held on regular basis with head of the departments for the analysis of whether the objectives of the curriculum are being fulfilled or the academic calendar is being implemented. Feedback submitted by different stakeholders on the website helps in the analysis.

## 1.2 Academic Flexibility

Up to a certain extent there exists academic flexibility. Students have freedom to choose subjects of their own interest. Even science students can choose some subjects of Arts and Arts students can choose some science subjects

- 1.2.1 Specifying the goals and objectives give details of the certificate/diploma/ skill development courses etc., offered by the institution.

Endeavor is being done to start a diploma course in Soft Skill. Surveys clear that in the educated people degree of employability is very low. They have degree but they do not have developed personality which is all inclusive. To overcome this problem said course is being started.

- 1.2.2 Does the institution offer programmes that facilitate twinning /dual degree? If

No

- 1.2.3 Give details on the various institutional provisions with reference to academic flexibility and how it has been helpful to students in terms of skills development, academic mobility, progression to higher studies and improved potential for employability





- Range of Core /Elective options offered by the University and those opted by the college
- Choice Based Credit System and range of subject options
- Courses offered in modular form
- Credit transfer and accumulation facility
- Lateral and vertical mobility within and across programmes and courses
- Enrichment courses

Up to a certain extent there exists academic flexibility. Students have freedom to choose subjects of their own interest. Even science students can choose some subjects of Arts and Arts students can choose some science subjects. Up to a great extent this flexibility helps students in skill development, academic mobility, progression to higher studies and improved potential for employability

- 1.2.4 Does the institution offer self-financed programmes? If ‘yes’, list them and indicate how they differ from other programmes, with reference to admission, curriculum, fee structure, teacher qualification, salary etc.

The institution runs self finance programmes in 11 subjects of post graduation. Admission procedure is exactly the same for all courses. Fee structure is different. Higher fee is charged for self finance courses. Curriculum wise there is no difference because curriculum for both the courses is prepared by the Board of Studies of the affiliating university. Teacher’s qualification is the same for both the courses but there is vast difference in salary structure.

- 1.2.5 Does the college provide additional skill oriented programmes, relevant to regional and global employment markets? If ‘yes’ provide details of such programme and the beneficiaries.

Efforts are being made to start a diploma course in Soft Skill in association with R\_LEAP. Any student can join this course if he or she is admitted in the institution. All the students may be the beneficiary.

- 1.2.6 Does the University provide for the flexibility of combining the conventional face-to-face and Distance Mode of Education for students to choose the courses/combination of their choice” If ‘yes’, how does the institution take advantage of such provision for the benefit



of students?

No

### 1.3 Curriculum Enrichment

1.3.1 Describe the efforts made by the institution to supplement the University's Curriculum to ensure that the academic programmes and Institution's goals and objectives are integrated?

Through the academic calendar prepared by IQAC we make efforts to integrate the curriculum with institution's broad objective which is to produce and nurture eco, society and nation friendly good human being.

1.3.2 What are the efforts made by the institution to modify, enrich and organize the curriculum to explicitly reflect the experiences of the students and cater to needs of the dynamic employment market?

As so many teachers of the institution are the members or conveners of the various important committees of the university, they play important roles in making necessary changes in the curriculum and implementation process to fulfill the need of the students as per changing and dynamic global market.

1.3.3 Enumerate the efforts made by the institution to integrate the cross cutting issues such as Gender, Climate Change, Environmental Education, Human Rights, ICT etc., into the curriculum?

To address the mentioned issues we have important cells like- GSSHC, SGRC, IQAC. We run a compulsory subject of Environmental Science for all students for the creation of environmental awareness. Issues related with human rights are addressed through NSS.Scouting and invited lectures especially on spiritual issues. Importance of ICT is propagated among the students by teachers in the classrooms.

1.3.4 What are the various value-added courses/enrichment programmes offered to ensure holistic development of students?

- moral and ethical values

- employable and life skills
- better career options
- community orientation

We do not run such type of courses. But we address these issues through different programmes. To enhance ethical and moral values we organize invited lectures. Through diploma in soft skill we are trying to address the issues related to employment and skill. We organize programme on career counseling and personality development to address the issue of better career options. Community oriented issues like- literacy, plantation, sanitation, traffic awareness, health consciousness etc are addressed through N S S and Rovers/Rangers.

1.3.5 Citing a few examples enumerate on the extent of use of the feedback from stakeholders in enriching the curriculum?

Although we have a very strong feedback system but unfortunately its response is very poor. The stakeholders do not use feedback system regarding the complaints, suggestions and problems.

1. 3.6 How does the institution monitor and evaluate the quality of its enrichment programmes?

Regular meetings are held to monitor and assess the quality and quantity of the enrichment programmes. Teacher's experiences, student's comments and parent's suggestions received either through feedback form or verbal are used as inputs to improve the quality of the programmes. IQAC members and head of the various departments (Teaching & Non Teaching) participate in the meeting.

## 1.4 Feedback System

### 1.4.1 What are the contributions of the institution in the design and development of the curriculum prepared by the University?

As most of the teachers are members of the Board of Studies and Research Development Committee and they play significant role in designing and preparing the curriculum.

### 1.4.2 Is there a formal mechanism to obtain feedback from students and stakeholders on Curriculum? If 'yes', how is it communicated to the University and made use internally for curriculum enrichment and introducing changes/new programmes?

Certainly yes, we have very strong system of obtaining feedback which contains the options of – problem-complaint-suggestion. But unfortunately its use is very poor. We try to incorporate the suggestions given by the students in the class room regarding the curriculum during the meetings of the Board of Studies.

### 1.4.3 How many new programmes/courses were introduced by the institution during the last four years? What was the rationale for introducing new courses/programmes?)

No new programmes have been introduced for last four years.

Any other relevant information regarding curricular aspects which the college would like to include.

College should have freedom up to a certain extent to change/modify/upgrade the curriculum to make it at par with global standard.

## CRITERION II: TEACHING-LEARNING AND EVALUATION

### 2.1 Student Enrolment and Profile

#### 2.1.1 How does the college ensure publicity and transparency in the admission process?

There is complete transparency in admission procedure. Process, important dates,



detail of courses available, fee structure and other related information is published in the information bulletin and is posted on the website of the college.(www.tdcollege.co.in)

- 2.1.2 Explain in detail the criteria adopted and process of admission (Ex. (i) merit (ii) common admission test conducted by state agencies and national agencies (iii) combination of merit and entrance test or merit, entrance test and interview (iv) any other) to various programmes of the Institution.

The institution organizes common admission test for admission. Merit list strictly based on reservation policy is used for admission. All details are published on the website just to maintain the transparency. Except B Ed all admissions are done through common admission test.

- 2.1.3 Give the minimum and maximum percentage of marks for admission at entry level for each of the programmes offered by the college and provide a comparison with other colleges of the affiliating university within the city/district.

As the basis of admission is common entrance test so the percentage of the qualifying examination is meaningless except LLB. Bar Council has given guidelines those candidates having less than 45 %( General) and 40 %( SC&ST) cannot appear in the entrance examination. It is compulsory for all candidates to secure at least 35% marks to qualify in entrance examination.

- 2.1.4 Is there a mechanism in the institution to review the admission process and student profiles annually? If 'yes' what is the outcome of such an effort and how has it contributed to the improvement of the process?

Admission committees duly constituted for different faculties review the admission procedure on yearly basis after the completion of admission. To ensure the 100% progression of the internal students, their profile is reviewed deeply.

- 2.1.5 Reflecting on the strategies adopted to increase/improve access for following categories of students, enumerate on how the admission policy of the institution and its student profiles demonstrate/reflect the National commitment to diversity and inclusion

- \* SC/ST
- \* OBC
- \* Women
- \* Differently able
- \* Economically weaker sections
- \* Minority community
- \* Any other

\* National/State policies regarding different section /class of the society like SC/ST, OBC, Women, Differently able, economically weaker sections, Minority community and any other are strictly followed in admission process to ensure social/political and natural justice. Information bulletin is a complete guideline for the students in this respect.

2.1.6 Provide the following details for various programmes offered by the institution during the last four years and comment on the trends. I.e. reasons for increase / decrease and actions initiated for improvement.

Programmes	Number of applications				Number of students admitted				Demand Ratio			
	2010	2011	2012	2013	2010	2011	2012	2013	2010	2011	2012	2013
									10	11	12	13
UG												
1-B A	1409	2280	2672	2402	1607	1607	1607	160	.9	1.4	1.7	1.5
2-B Sc	2100	2892	3404	3829	921	921	921	921	2.8	3.1	3.7	4.2
3-B Sc(Ag)	882	1215	1627	1916	220	220	220	220	4	5.5	7.4	8.7
4-B Com	902	1214	1545	1580	347	347	347	347	2.6	3.5	4.5	4.6
5-L L B		699	1056	1213	320	320	320	320		2.2	3.3	3.8

Programmes	Number of applications				Number of students admitted				Demand Ratio			
	2010	2011	2012	2013	2010	2011	2012	2013	2010	2011	2012	2013
6-B Ed	N A	---	----	---	80	80	80	80	--	--	--	--
PG Faculty of Arts												
1-Anc Hist	301	352	281	193	80	80	80	80	3.8	3.2	3.5	2.4
2-Economics	146	118	157	93	60	60	60	60	2.4	1.96	2.6	1.6
3-English	395	369	374	293	80	80	80	80	4.9	4.6	4.7	3.7
4-Education	375	319	490	383	30	30	30	30	12.	10.6	16. 3	12.8
5-Geography	297	260	315	183	30	30	30	30	9.9	8.7	10.	6.1
6-Hindi	409	418	543	448	80	80	80	80	5.1	5.2	6.8	5.6
7-Philosophy	28	15	23	29	80	80	80	80	.35	.18	.28	.36
8-Pol.Science	203	138	210	168	80	80	80	80	2.5	1.7	2.6	2.1
9-Psychology	184	158	203	173	30	30	30	30	6.1	5.2	6.8	5.8
10-Sanskrit	135	112	116	95	80	80	80	80	1.7	1.1	1.5	1.18

Programmes	Number of applications				Number of students admitted				Demand Ratio			
									2010	2011	2012	2013
	2010	2011	2012	2013	2010	2011	2012	2013	2010	2011	2012	2013
11- Sociology Faculty of Science	553	658	854	557	80	80	80	80	6.9	8.2	10.	6.96
1-Botany	289	278	329	282	20	20	20	20	14.	14	16.	14.1
2-Chemistry	490	515	560	539	45	45	45	45	10.	11.4	12.	11.9
3-Mathematics	213	257	245	364	80	80	80	80	2.7	3.2	3	4.6
4-Mil.Science	32	29	23	29	30	30	30	30	1.0	.9	.8	.96
5-Physics	95	120	147	214	25	25	25	25	3.8	4.8	5.9	8.6
6-Zoology	206	254	323	425	20	20	20	20	10.	12.9	16.	21.3
M.Com	435	515	674	679	80	80	80	80	5.4	6.4	8.4	8.5
M Ed	N A	-	-	-	20	20	20	20	-	-	-	-
-L LM		283	148	180	20	20	20	20		14.2	7.4	9
Faculty of Agriculture	232	319	748	401	90	90	90	90	2.5	3.5	8.3	4.5



Programmes	Number of applications				Number of students admitted				Demand Ratio			
									2010	2011	2012	2013
	2010	2011	2012	2013	2010	2011	2012	2013	2010	2011	2012	2013
M.Phil.	N A											
Ph.D.	N A											
Integrated PG Ph.D.	NA											
Value added 1 2 3	N A											
Certificate 1 2 3	N A											
Diploma 1 2	NA											
PG Diploma 1 2	NA											

Programmes	Number of applications				Number of students admitted				Demand Ratio				
									2010	2011	2012	2013	
	2010	2011	2012	2013	2010	2011	2012	2013					
3													
Any other	N A												
1													
2													
3													

Above table shows that demand ratio for U G Classes except B A is gradually increasing from 2010 to onwards. In case of B A it is almost constant. Demand ratio for P G classes was gradually increasing from 2010 to 2012 except Philosophy and Mil Science but in 2013 a significant down trend was recorded in most of the subjects but physics and Zoology achieved exceptional growth rate during the same period.

## 2.2 Catering to Student Diversity

2.2.1 How does the institution cater to the needs of differently-abled students and ensure adherence to government policies in this regard?

Special attention with human touch is given by all the members of the institution to the differently abled students. Government rules and regulations already passed in the interest of such type of students are followed strictly.

2.2.2 Does the institution assess the students' needs in terms of knowledge and skills before the commencement of the programme? If 'yes', give details on the process.

Just to develop a level playing field it is must to assess the level of the entry level students. Through personal interaction during the class period teachers try to assess the

level of the students and make efforts to fill the gap by extra personal care. Tutorial classes help in this student friendly task.

2.2.3 What are the strategies drawn and deployed by the institution to bridge the knowledge gap of the enrolled students to enable them to cope with the programme of their choice? (Bridge/Remedial/Add-on/Enrichment Courses, etc.)

Special classes and extra personal care are the important tools to bridge the gap of knowledge.

2.2.4 How does the college sensitize its staff and students on issues such as gender, inclusion, environment etc.?

IQAC prepares academic calendar in such a way so that issues like gender, inclusion and environment can be addresses without any special efforts .N S S, N C C, Scouting, Sports and other special activities are used as tools to fulfill the above objectives.

2.2.5 How does the institution identify and respond to special educational/learning needs of advanced learners?

In the class rooms, teachers identify the students as advanced and slow learner by observing the responsiveness of the students. Advanced learners are promoted and guided by the teachers for the betterment and slow learners are counseled /guided and given extra care for speedy recovery.

2.2.6 How does the institute collect, analyze and use the data and information on the academic performance (through the programme duration) of the students at risk of drop out (students from the disadvantaged sections of society, physically challenged, slow learners, economically weaker sections etc.)?

Such type of data is collected and analyzed by direct interaction with the students of the mentioned categories. Counseling/financial support/academic support and other helps, if required are given to the students to continue their presence in the mainstream.

## 2.3 Teaching-Learning Process



2.3.1 How does the college plan and organise the teaching, learning and evaluation schedules? (Academic calendar, teaching plan, evaluation blue print, etc.)

Academic calendar for the college is prepared by IQAC in such a way so that it could fulfill the need of the students, teachers, society and the institution in itself. Teaching plan is prepared by the Time- Table Committee for the Undergraduate classes and department prepares teaching plan for post graduate classes. Internal assessment/evaluation, although, is not in practice as a rule, but we evaluate the students regularly through assignments, debates, speeches and seminars especially based on the topics of the syllabus.

2.3.2 How does IQAC contribute to improve the teaching –learning process?

IQAC cell ensures effective implementation of its academic calendar through regular meetings to strengthen the teaching-learning process.

2.3.3 How is learning made more student-centric? Give details on the support structures and systems available for teachers to develop skills like interactive learning, collaborative learning and independent learning among the students?

Teachers use important and latest teaching methods as tools to develop interactive learning, collaborative learning and independent learning to make the teaching students centric. To enhance the interactive capability we, the teachers, use debate method of teaching. To promote collaborative learning we use group study method and to make the students independent we give them assignments as home work.

2.3.4 How does the institution nurture critical thinking, creativity and scientific temper among the students to transform them into life-long learners and innovators?

We use natural labs ( N C C , N S S and Scouting) to convert a literate person into an educated person and a rational human being into a sensitive human being. Through all these activities we create, promote and nurture the spirit of selflessness, forgiveness, community concept and national spirit among the students. These efforts make the students lifelong learners and innovators.



2.3.5 What are the technologies and facilities available and used by the faculty for effective teaching? Eg: Virtual laboratories, e-learning - resources from National Programme on Technology Enhanced Learning (NPTEL) and National Mission on Education through Information and Communication Technology (NME-ICT), open educational resources, mobile education, etc.

Faculty use latest methods of teaching. Besides Chart, graph and diagram they use internet facilities for collecting up to date contents and power point presentation for making the teaching more effective and understandable among the students.

2.3.6 How are the students and faculty exposed to advanced level of knowledge and skills (blended learning, expert lectures, seminars, workshops etc.)?

To address the latest issues the IQAC gives a well chalked out plan to each and every departments for organizing invited lectures, debates, speech and if possible seminars etc.

2.3.7 Detail (process and the number of students \benefitted) on the academic, personal and psycho-social support and guidance services (professional counseling/mentoring/academic advise) provided to students?

Different units effectively functioning in the campus address various issues like-professional counseling, mentoring, academic advise as per need. They are- IQAC, N S S, N C C, Scouting, Students' help centre, GSSHC

2.3.8 Provide details of innovative teaching approaches/methods adopted by the faculty during the last four years? What are the efforts made by the institution to encourage the faculty to adopt new and innovative approaches and the impact of such innovative practices on student learning?

With traditional methods, nowadays, some of the faculty members are using ICT in teaching. Students say that power point presentation or use of visualiser makes the presentation more understandable.



2.3.9 How are library resources used to augment the teaching-learning process?

As college has well equipped and rich library. It provides books, journals and N - List facility to its users (Teachers, students and other stakeholders). In such a way the library augment the teaching and learning process.

2.3.10 Does the institution face any challenges in completing the curriculum within the planned time frame and calendar? If 'yes', elaborate on the challenges encountered and the institutional approaches to overcome these.

Definitely, yes. Due to some natural problems, like rainy season and severe cold, we find difficult to utilize some teaching days. But through extra classes we try to complete the course in stipulated time.

2.3.11 How does the institute monitor and evaluate the quality of teaching learning?

All round performance of the students is the best indicator of the quality teaching and learning. By organizing different academic, co-curricular and extra – curricular activities under the aegis of various units (mentioned above) we try to assess the quality of teaching and learning.

2.4 Teacher Quality

2.4.1 Provide the following details and elaborate on the strategies adopted by the college in planning and management (recruitment and retention) of its human resource (qualified and competent teachers) to meet the changing requirements of the curriculum

Highest qualification	Professor		Associate Professor		Assistant Professor		Total
	Male	Female	Male	Female	Male	Female	
Permanent teachers							
D.Sc./D.Litt.	00	00	02	00	00	00	02
Ph.D.			60	10	55	09	134

M.Phil.							
PG					07	02	09
Temporary teachers							
Ph.D.					12	02	14
M.Phil.							
PG							
Part-time teachers							
Ph.D.							
M.Phil.							
PG							

2.4.2 How does the institution cope with the growing demand/ scarcity of qualified senior faculty to teach new programmes/ modern areas (emerging areas) of study being introduced (Biotechnology, IT, Bioinformatics etc.)? Provide details on the efforts made by the institution in this direction and the outcome during the last three years.

As the institute is running with the shortage of permanent staff. We appoint qualified staff adopting all the due procedures (advertisement in a national news paper, two experts appointed by the V C and approval by the V C.) to bridge the gap of teaching staff.

2.4.3 Providing details on staff development programmes during the last four years elaborate on the strategies adopted by the institution in enhancing the teacher quality.

a) Nomination to staff development programmes

Details of Faculty members benefited by staff development programmes organized by different bodies are given in the department-wise evaluative report.

Academic Staff Development Programmes	Number of faculty nominated
Refresher courses	
HRD programmes	
Orientation programmes	
Staff training conducted by the university	
Staff training conducted by other institutions	
Summer / winter schools, workshops, etc.	

b) Faculty Training programmes organized by the institution to empower and enable the use of various tools and technology for improved teaching-learning

- ❖ Teaching learning methods/approaches
  - ❖ Handling new curriculum
  - ❖ Content/knowledge management
  - ❖ Selection, development and use of enrichment materials
  - ❖ Assessment
  - ❖ Cross cutting issues
  - ❖ Audio Visual Aids/multimedia
  - ❖ OER's
  - ❖ Teaching learning material development, selection and use
- Invited lectures, covering the issues like latest subject content, ICT and managerial skill, are organized to learn various tools and technology for improved teaching-learning

c) Percentage of faculty

- \* invited as resource persons in Workshops / Seminars / Conferences organized by external professional agencies



More than 5% teachers are invited as resource persons.

- \* participated in external Workshops / Seminars / Conferences recognized by national/ international professional bodies

More than 80% teachers attend such type of academic activities.

- \* presented papers in Workshops / Seminars / Conferences conducted or recognized by professional agencies

More than 50% teachers presented papers in such events.

2.4.4 What policies/systems are in place to recharge teachers? (eg: providing research grants, study leave, support for research and academic publications teaching experience in other national institutions and specialized programmes industrial engagement etc.)

The institute provides leave facility to attend academic events. Load of teaching is rationalized so that the teachers can devote more and more time in research and publication activities.

2.4.5 Give the number of faculty who received awards / recognition at the state, national and international level for excellence in teaching during the last four years. Enunciate how the institutional culture and environment contributed to such performance/achievement of the faculty.

I am sorry to say that no such type of award is received by any faculty member of the institution.

2.4.6 Has the institution introduced evaluation of teachers by the students and external Peers? If yes, how is the evaluation used for improving the quality of the teaching-learning process?

Although we have open feedback system. Anybody can submit suggestion/complaint and problem regarding teaching, learning and any campus related activities. But, unfortunately, the response is very poor.

## 2.5 Evaluation Process and Reforms

2.5.1 How does the institution ensure that the stakeholders of the institution especially students and faculty are aware of the evaluation processes?

Evaluation process is communicated among the stakeholders especially students by teachers in the class rooms during teaching.

- 2.5.2 What are the major evaluation reforms of the university that the institution has adopted and what are the reforms initiated by the institution on its own?

Evaluation work is done by the affiliating university exclusively. University made some changes in the evaluation process recently to make the system more exact and transparent like OMR sheet for entering the marks obtained by the students, on line application for examination, on line result and on line availability of other exam related information.

- 2.5.3 How does the institution ensure effective implementation of the evaluation reforms of the university and those initiated by the institution on its own?

At institute level it is meaningless.

- 2.5.4 Provide details on the formative and summative evaluation approaches adopted to measure student achievement. Cite a few examples which have positively impacted the system.

Till the date these systems are not operative in the university.

- 2.5.5 Enumerate on how the institution monitors and communicates the progress and performance of students through the duration of the course/programme? Provide an analysis of the students results/achievements (Programme/course wise for last four years) and explain the differences if any and patterns of achievement across the programmes/courses offered.

The institute communicates to students about their performance through personal interaction during the course.

- 2.5.6 Detail on the significant improvements made in ensuring rigor and transparency in the internal assessment during the last four years and weightages assigned for the overall development of students (weightage for behavioral aspects, independent learning, communication skills etc

Such type of assessment methods are not being implemented in the institution till the date.

- 2.5.7 Does the institution and individual teachers use assessment/evaluation as an indicator for evaluating student performance, achievement of learning objectives and planning? If 'yes' provide details on the process and cite a few examples.

At class level teachers use assignment and other academic activities to assess the students performance in accordance with institution's planning.

- 2.5.8 What are the mechanisms for redressal of grievances with reference to evaluation both at the college and University level?

Grievance reported by the students regarding the evaluation is addressed by the college through the university.

## 2.6 Student performance and Learning Outcomes

- 2.6.1 Does the college have clearly stated learning outcomes? If 'yes' give details on how the students and staff are made aware of these?

Result of the students is the direct indicator of the performance outcome. It is observed and analyzed by the teacher of concerned subjects. Cross List is available to the students and teachers for knowing the details of marks obtained by the students.

- 2.6.2 How are the teaching, learning and assessment strategies of the institution structured to facilitate the achievement of the intended learning outcomes?

Through the academic calendar prepared by IQAC the institute structures the teaching, learning and assessment strategies.

- 2.6.3 What are the measures/initiatives taken up by the institution to enhance the social and economic relevance (quality Jobs, entrepreneurship, innovation and research aptitude) of the courses offered?

The institute makes efforts to prove the social and economic relevance of traditional courses through different programmes organized under the aegis of various bodies which are functioning in the college.

- 2.6.4 How does the institution collect and analyse data on student learning outcomes and use it for planning and overcoming barriers of learning?

Through personal interaction the data is collected. Different officials and units make plans to overcome the barriers.

2.6.5 How does the institution monitor and ensure the achievement of learning outcomes.

Through various committees at faculty level we monitor and ensure the achievements of learning outcomes.

2.6.6 What are the graduate attributes specified by the college/affiliating university? How does the college ensure the attainment of these by the students?

College has published some important attributes in the prospectus for the graduate students. Through meetings we try to ensure the effectiveness of the said attributes.

Any other relevant information regarding Teaching-Learning and Evaluation which the college would like to include.

I think most of the issues have been covered.

### CRITERION III: RESEARCH, CONSULTANCY AND EXTENSION

3.1 Promotion of Research

3.1.1 Does the institution have recognized research center/s of the affiliating University or any other agency/organization?

Yes

3.1.2 Does the Institution have a research committee to monitor and address the issues of research? If so, what is its composition? Mention a few recommendations made by the committee for implementation and their impact.

Affiliating university handles all the issues related to research. Most of the teachers of the college are the either convener or members of the research development committee and play important role in quality research.

3.1.3 What are the measures taken by the institution to facilitate smooth progress and implementation of research schemes/projects?

- autonomy to the principal investigator
- timely availability or release of resources
- adequate infrastructure and human resources
- time-off, reduced teaching load, special leave etc. to teachers
- support in terms of technology and information needs
- facilitate timely auditing and submission of utilization certificate to the funding authorities
- any other

The institution provides all facilities mentioned above to the project coordinator in completing the research project with quality in stipulated period of time.

3.1.4 What are the efforts made by the institution in developing scientific temper and research culture and aptitude among students?

Some invited lectures are organized to develop scientific temper and positive attitude among the students on regular basis

3.1.5 Give details of the faculty involvement in active research (Guiding student research, leading Research Projects, engaged in individual/collaborative research activity, etc.

Most of the faculty members are engaged in research activities. Details regarding this are given in the departmental evaluative report.

3.1.6 Give details of workshops/ training programmes/ sensitization programmes conducted/organized by the institution with focus on capacity building in terms of research and imbibing research culture among the staff and students.

Department wise evaluative report covers this information in detail.

3.1.7 Provide details of prioritised research areas and the expertise available with the institution.

Subject wise and area wise specialisation is mentioned in the evaluative report.

3.1.8 Enumerate the efforts of the institution in attracting researchers of eminence to visit the

campus and interact with teachers and students?

We make all efforts to make the campus more conducive and visitors friendly to fulfill the mentioned need.

- 3.1.9 What percentage of the faculty has utilized Sabbatical Leave for research activities? How has the provision contributed to improve the quality of research and imbibe research culture on the campus?

College administration provides full freedom to the faculty members to participate in academic and research activities. As much as possible college reimburses the certain part of expenses and duty leave for the same.

- 3.1.10 Provide details of the initiatives taken up by the institution in creating awareness/advocating/transfer of relative findings of research of the institution and elsewhere to students and community (lab to land)

The institute is planning to perform such type of activities in future.

### 3.2 Resource Mobilization for Research

- 3.2.1 What percentage of the total budget is earmarked for research? Give details of major heads of expenditure, financial allocation and actual utilization.

There is no fix percentage for these purposes, but organizers are free to spend rational amount on research and development activities. Invited lectures, seminars, debates, speeches and other activities are organized to cater the need.

- 3.2.2 Is there a provision in the institution to provide seed money to the faculty for research? If so, specify the amount disbursed and the percentage of the faculty that has availed the facility in the last four years?

No such provision is available in the college.

- 3.2.3 What are the financial provisions made available to support student research projects by students?

At college level there is no such type of provision.

- 3.2.4 How does the various departments/units/staff of the institute interact in undertaking inter-

disciplinary research? Cite examples of successful endeavors and challenges faced in organizing interdisciplinary research.

Such type of inter-disciplinary research is not taking place in the college till the date. This type of activities will be promoted in the near future.

- 3.2.5 How does the institution ensure optimal use of various equipment and research facilities of the institution by its staff and students?

Library and labs are well equipped and in working condition. They are available to the students and faculty easily on demand.

- 3.2.6 Has the institution received any special grants or finances from the industry or other beneficiary agency for developing research facility? If 'yes' give details.

No.

- 3.2.7 Enumerate the support provided to the faculty in securing research funds from various funding agencies, industry and other organisations. Provide details of ongoing and completed projects and grants received during the last four years.

Detail information about fund received by the faculty and college from the U G C for seminar,project,fellowship and development purposes during last four years is being presented bellow separately ----

TILAK DHARI COLLEGE, JAUNPUR

Sr. No.	Funding Agency	Ref. No.	Date	Amount	Purpose	Remarks
1	U.G.C.	F.F.1(FD-3)2010	15/03/2011	1000000.00	Additional Grant (equipment)	College
2	U.G.C.	F.F.1(FD-3)2010	15/03/2011	1000000.00	Additional Grant (equipment)	College
3	C.S.I.R.	Indian Council of social Science research F. No. 5- /con/11/Fel	10/03/2011	24300.00	Contingency Grant.	Ms.Ghazala
4	U.G.C.	F.F.1(FD-3)2010	15/03/2011	70000.00	Additional Grant (equipment)	College
5	C.S.I.R.	8/336(415)2010 EMR-1	31/03/2011	341258.00	Extra Mural Research	Sabyasachi Mandal Kapil Kr.
6	Bank Interest	--	30/06/2011	119710.00	Interest	Interest
7	U.G.C.	F.F.1(FD-3)2011(F.No.34.418/2008SR	14/07/2011	292800.00	Major. Res. Project. Zoology	Dr. Ram Chandra Gupta.
8	D.S.T.	SR/S4/MS-524/08	13/07/2011	500000.00	Research Proj. Math.	Dr. Shobhnath Singh
9	U.G.C.	F-F-1(FD-3)2010	02/08/2011	80000.00	Seminar/works hop	Dr. R.K. Gupta
10	U.G.C.	F.No. 27-78(TF)/2008(NRCB)	24/08/2011	300000.00	FIP.	Dr. Sadanand Singh
11	U.G.C.	F.16.-1877(SC)/2010(SA-III)	23/08/2011	250000.00	Rajeev Gandhi National Fellowship	
12	U.G.C.	SR/SS/281/11-12	16/09/2011	100000.00	Minor Project	Dr.Satya Prakash Singh
13	U.G.C.	16-1892(SC)/10/SA-III	18/07/02011	250000.00	Rajeev Gandhi National Fellowship	D.D. Return by Bank 18/02/011



14	I.N.S.C.	SP/C-28/2011/255	14/09/2011	20000.00	Seminar/works hop	Dr.Satya Prakash Singh
15	U.G.C.	F-7-2(141)2010(Sem/NR CB)	12/10/2011	37500.00	Seminar/Symposia// Conference	College
16	U.G.C.	F-F-1(FD-3)2011	16/11/2011	500000.00	Development Library Cum Lecturer Rooms	College
17	U.G.C.	F-F-1(FD-3)2011	16/11/2011	175488.00	Development College	College
18	U.G.C.	F-F-1(FD-3)2011	22/11/2011	100000.00	Construction Women Merge Scheme.	College
19	U.G.C.	F-F-1(FD-3)2011	22/11/2011	100000.00	Construction of Animal House of V Zoology	College
20	U.G.C.	F-F-1(FD-3)2011	22/11/2011	100000.00	Construction of tissue Culture Lab Botany	College
21	U.G.C.	F-F-1(FD-3)2011	22/11/2011	125000.00	Construction of Computer Lab..	College
22	U.G.C.	F-F-1(FD-3)2011	22/11/2011	125000.00	Construction of Spectrum/x Ray Lab Dept of Physics.	College
23	U.G.C.	F-F-1(FD-3)2011	22/11/2011	125000.00	Construction Dep't. Of Economics	College
24	U.G.C.	F-F-1(FD-3)2011	22/11/2011	125000.00	Construction Dep't. Of Chemistry	College
25	U.G.C.	F-F-1(FD-3)2011	22/11/2011	350000.00	Construction Music Lab Under Merge Scheme	College
26	C.S.I.R.	F-F-1(FD-3)2011	22/11/2011	3060.00	Minor Research Project	Dr. Satya Prakash Singh
27	U.G.C.	8/336(4,5,)2010 Emr	22/11/2011	502400.00	J.R.F.	Sabyasachi Mandal Kapil Kr.
28	Bank	-----	31/12/2011	91723.00	Interest	Interest

	Interest					
29	Bank Dep Tfr	.....	19/12/2011	69.00		
30	U.G.C.	F-F-1(FD-3)2012	07/01/2012	97500.00	Seminar/ Symposia/Conf erence	Dr. Satya Prakash Singh
31	U.G.C.	F-F-1(FD-3)2013	07/01/2012	112500.00	Seminar/ Symposia/Conf erence	Dr. R.K. Gupta
32	U.G.C.	SR/S4/MS-524/08	01/03/2012	140919.00	Mathematical science	Dr. S.N. Singh
33	U.G.C.	CBUGC/REM/2012	10/02/2012	52500.00	Minor Research Project.	Dr. Satya Prakash Singh
34	U.G.C.	8- 1(35)/2010(MRO/NC RB)15.03.2010	22/03/2010	53500.00	Minor Research Project	Dr. Amar Nath Thakur
35	U.G.C.	F16- 1236(SC)2008(SA- III)31.03.2010	22/04/2010	200000.00	Rajiv Gandhi Fellowship	Smt. Geeta
36	U.G.C.	F-4-294/2008- GIA/ICHR Dt.30.03.2010	31.03.2010	60000.00	I.C.H.R.	Km. Shweta Singh
37	U.G.C.	SR/S4/MS:524/08 Dt.03.07.2010	03.07.2010	500000.00	Research Project(DST)	Dr. S.N. Singh
38	U.G.C.	F.32/164/2006 SRDt21.06.2010	19.07.2010	32154.00	Research Project(UGC)	Dr. S.N. Singh
39	Bank Intrest		30.06.2010	9218.00	Interest	
40	U.G.C.	F.5-159/2008HRP Dt.07.07.2010	17.08.2010	116800.00	Research Project(UGC)	Dr. Arun Kumar Singh
41	U.G.C.	F.2-295/2010(NFE- II)Dt.20.08.2010	22.07.2010	675000.00	MMM Study Center	Dr. R.N. Tripathi(Soci)
42	U.G.C.	F.2-184/2010(NFE- II)Dt.20.08.2010	22.07.2010	675000.00	Dr. Ambedkar Study Center	Dr. Chandra Lekha Singh
43	U.G.C.	F.1- 7(55)/2010(WH/NCR B)Dt.10.09.2010	10.09.2010	2750000.0	Const of Women's Hostel	
44	U.G.C.	27- 78(TF)/2008(NRBC) Dt. 16.08.2010	23.09.2010	116000.00	Teacher Fellowship	Sri SadanandSing h
45	U.G.C.	F.1- 11(27)/2007(Merged/	27.09.2010	900000.00	Merged Scheme	

		NRCB)Dt.27.09.2010				
46	U.G.C.	F.1-11(27)/2007(Merged/NRCB)Dt.27.09.2010	27.09.2010	150000.00	Merged Scheme	
47	U.G.C.	F.11-5/2007(SA-1)Dt.20.10.2010	11.10.2010	338000.00	Fellowship	Sri Praveen Gupta
48	U.G.C.	F.7-2(234)/2010(SEM/NRCB)Dt.22.10.2010	09.11.2010	112500.00	Sem./Symp/Conference	Dr. Arun Kumar Singh (Eco.)
50	U.G.C.	F.7-2(141)/2010{SEM/NRCB}Dt.19.11.210	19.11.2010	112500.00	Sem/Symp/Conference	Dr. Daroga Singh (Chem.)
51	U.G.C.	SR/S4/MS:561/08Dt.06.12.2010	06.12.2.010	300000.00	Research Project(DST)	Dr. S.P. Singh
52	U.G.C.	F.16-1537-(SC)/2009[SA-III]Dt.06.12.2010	23.12.2010	600000.00	Rajiv Gandhi Fellowship	
53	Bank Intrest		20.12.2010		interest	
54	U.G.C.	F.8-2(229)/2011(MRP/NRCB)Dt.07.02.2011	21.02.2011	125000.00	Minor Research Project	Dr. Bijendra Singh (Maths)
55	U.G.C.	7-1(5)/2008/SEM/NRCB/12.3.2008	19.3.2008	90000.00	Research workshop.	Dr.R.K. Gupta
56	U.G.C.	7-1(112)2008Sem/(NRCB)	24.3.2008	47700.00	Minor Res. Project. Eco.	Dr. A.K. Singh
57	C.S.I.R.	37/1311/07/EMR II	30.5.2008	348208.00	Extra Mural Research (Zool)	Dr. Pratap Bahadur Singh
58	U.G.C.	11-5/2007/(SA-1)11.6.2008	23.6.2008	155451.00	JRF in Science	Mrs.Priyanka Mishra
59	U.G.C.	4-93-/202Ve-Coy	14.6.2008	299558.00	Career Oriented Programme	Dr. K.N. Singh (Programme Complrted)
60	U.G.C.	SR/SO/AS-07/2004	29.5.2008	80000.00	DST Res. Project.	Dr. Pratap Bahadur Singh
61	U.G.C.	F.5.1.3.(Zool)/472005(MRP/NRCB)	12.8.2008	3000.00	Minor Res. Project.	Dr. Ram Chandra Gupta

62	UGC	CSIR-SRF(July-2008)	19-8-2008	15035.00	DST. Res. Project.	Dr. Pratap Bahadur Singh
63	UGC	1.1b(75)/2004(WH/NRCB)25.07.2008	22.11.2008	250000.00	Construction of Women's Hostel	Construction Completed
64	UGC	SR/S4/MS:524/08/10.10.2008	4.11.2008	475000.00	Major Res. Proj. Math.	Dr. S.N. Singh
65	UGC	6-2(23)/2008MRP/NR CB01.12.08	19.12.2008	35000.00	Major Res. Proj. Math	Dr. S.P. Singh
66	UGC	6-2(14)/2008/MRP/NR CB/11.12.08	27.12.2008	50000.00	Major Res. Proj. Eco.	Dr. A.K. Singh
67	UGC	5-189/2008/HRP/31.12.2008	29.1.2008	270200.00	Major Res. Proj Eco.	Dr. A.K. Singh
68	UGC	P-32-164/2006(SR)20.2.2009	27.2.2009	268800.00	Major Res. Proj. Math	Dr. S.N. Singh
69	UGC	34-418/2008(SR)31.3.2009	30.4.2009	586200.00	Major Res. Proj. Zool.	Dr. Ram Chandra Gupta
70	UGC	F-6-1(99)2006(MRP/NR C)30.06.2009	10.07.2009	8010.00	Minor r Res. Proj. . Zool	Dr. Ram Chandra Gupta
71	UGC	F16408(SC)/2006(SA-III)25/3/2009	23.4.2009	300000.00	Fellowship	Sri Umasankar Jaiswar
72	UGC	F.27-78(TF)/2008(NCRB) Dt.7.8.2009	17.8.2009	15000.00	F.I.P.	Sri Amit Srivastava
73	UGC	F-16-1236(SC)/2008(SA.II) Dt.27.03.2009	20.04.2009	250000.00	Fellowship	Smt. Geeta
74	UGC	SR/S4/MS:561/08	21.8.2009	300000.00	DST Res. Project.	Dr. S.P.Singh
75	ICHR	F.4-294/2008-GIA/ICHR	12.10.2009	36000.00	J.R.F.	Km.Shweeta Singh
76	UGC	F.7-1(5)2008(SEM/NCR B)Dt.07.10.2009	26.10.2009	10000.00	Sem./NCRB	Dr. R.K. Gupta
77	UGC	F.27-	21.10.2009	290000.00	Teacher	Dr. Sadanand

		78(TF)/2008(NCRB) Dt.29.9.2009			Fellowship	Singh
--	--	-----------------------------------	--	--	------------	-------

### 3.3 Research Facilities

3.3.1 What are the research facilities available to the students and research scholars within the campus?

Sufficient seating arrangements, library (N\_LIST access facility) and lab facility, internet with printer facility and other all required facilities are available in the college for the students and research scholars.

3.3.2 What are the institutional strategies for planning, upgrading and creating infrastructural facilities to meet the needs of researchers especially in the new and emerging areas of research?

Academic calendar prepared by IQAC focuses on the emerging issues of different areas and respective units organize seminar/lecture and colloquial discussion on the same issues.

3.3.3 Has the institution received any special grants or finances from the industry or other beneficiary agency for developing research facilities?? If 'yes', what are the instruments/facilities created during the last four years.

The institution did not receive any such type of grant till the date.

3.3.4 What are the research facilities made available to the students and research scholars outside the campus / other research laboratories?

The institute provides membership of N-List to all research scholars on demand; they can access the site and use more than 80000 books and 4800 journals outside the campus.

3.3.5 Provide details on the library/ information resource centre or any other facilities available specifically for the researchers?

In the library there is a separate research section with well equipped LAN & Wi-Fi



facility, N-List passwords, printers and comfortable seating arrangements.

3.3.6 What are the collaborative researches facilities developed / created by the research institutes in the college? For ex. Laboratories, library, instruments, computers, new technology etc.

Some departments like psychology, education, teachers training department, economics, geography, pure science and agricultural sciences use facilities like Laboratories, library, instruments, computers, new technology etc. of each other in collaborative manner in the college.

### 3.4 Research Publications and Awards

3.4.1 Highlight the major research achievements of the staff and students in terms of

- \* Patents obtained and filed (process and product)
- \* Original research contributing to product improvement
- \* Research studies or surveys benefiting the community or improving the services
- \* Research inputs contributing to new initiatives and social development

Evaluative report of the concerned departments covers all information regarding this question.

3.4.2 Does the Institute publish or partner in publication of research journal(s)? If 'yes', indicate the composition of the editorial board, publication policies and whether such publication is listed in any international database?

Evaluative report of the concerned departments covers all information regarding this question.

3.4.3 Give details of publications by the faculty and students:

- \* Publication per faculty
- \* Number of papers published by faculty and students in peer reviewed journals (national / international)
- \* Number of publications listed in International Database (for Eg: Web of Science, Scopus, Humanities International Complete, Dare Database - International Social

Sciences Directory, EBSCO host, etc.)

- \* Monographs
- \* Chapter in Books
- \* Books Edited
- \* Books with ISBN/ISSN numbers with details of publishers
- \* Citation Index
- \* SNIP
- \* SJR
- \* Impact factor
- \* h-index

Evaluative report of the concerned departments covers all information regarding this question.

#### 3.4.4 Provide details (if any) of

- \* research awards received by the faculty
- \* recognition received by the faculty from reputed professional bodies and agencies, nationally and internationally
- \* incentives given to faculty for receiving state, national and international recognitions for research contributions.

No

#### 3.5 Consultancy

##### 3.5.1 Give details of the systems and strategies for establishing institute-industry interface?

We have informal tie-up with R-LEAP (reliance Learning and Employment Advancement Programme) which provides diploma course in Soft Skill. This tie-up will help in establishing the institute-industry interface.

##### 3.5.2 What is the stated policy of the institution to promote consultancy? How is the available expertise advocated and publicized?

Department of Law and psychology provide consultancy to the local people on demand. Legal Aid Cell very well functioning in the law department helps the nearby villagers in solving their legal issues.

- 3.5.3 How does the institution encourage the staff to utilize their expertise and available facilities for consultancy services?

To fulfill the extension purpose of the education the faculty is promoted by spiritual and moral lectures to utilize their expertise in the interest of common man residing nearby the institute.

- 3.5.4 List the broad areas and major consultancy services provided by the institution and the revenue generated during the last four years.

Consultancy provided by the faculty in any form is free of cost.

- 3.5.5 What is the policy of the institution in sharing the income generated through consultancy (staff involved: Institution) and its use for institutional development?

No income is generated till the date.

- 3.6 Extension Activities and Institutional Social Responsibility (ISR)

- 3.6.1 How does the institution promote institution-neighborhood-community network and student engagement, contributing to good citizenship, service orientation and holistic development of students?

N S S, N C C and Scouting units of the college undertake the mentioned responsibilities. Students perform community oriented activities like –plantation, sanitation, adult education, environmental awareness, financial, political and social inclusion and removal of social evils.

- 3.6.2 What is the Institutional mechanism to track students' involvement in various social movements / activities which promote citizenship roles?

Moral suasion is the only way to pressurize the students to behave people friendly and they are tracked by regular interaction.





3.6.3 How does the institution solicit stakeholder perception on the overall performance and quality of the institution?

As it is already mentioned that we have a very strong system of feedback, the same is used by the college to estimate the perception of stakeholders regarding the overall quality of the institution.

3.6.4 How does the institution plan and organize its extension and outreach programmes? Providing the budgetary details for last four years, list the major extension and outreach programmes and their impact on the overall development of students.

Extension and outreach programmes are organized by the institution through NSS, NCC, Scouting and Sports activities. Earmarked fund is used to organize these programmes.

3.6.5 How does the institution promote the participation of students and faculty in extension activities including participation in NSS, NCC, YRC and other National/ International agencies?

Units of said organizations run under the supervision of faculty and students participate actively in the programmes related to extension and outreach. In such a way the institution ensures the participation of the faculty and students.

3.6.6 Give details on social surveys, research or extension work (if any) undertaken by the college to ensure social justice and empower students from under-privileged and vulnerable sections of society?

We are planning to undertake such type of activities in near future.

3.6.7 Reflecting on objectives and expected outcomes of the extension activities organized by the institution, comment on how they complement students' academic learning experience and specify the values and skills inculcated.

Extension and outreach activities provide opportunities to exercise the theoretical knowledge in the society. These programmes develop sensitivity and convert knowledge into rationality. They transform an individual into a real human being.



These programmes nurture Nation friendly values and improve the level of performance among the students.

- 3.6.8 How does the institution ensure the involvement of the community in its reach out activities and contribute to the community development? Detail on the initiatives of the institution that encourage community participation in its activities?

Under extension and outreach activities mentioned above we adopt a village .Community oriented programmes are conducted and villagers are involved in the programmes..

- 3.6.9 Give details on the constructive relationships forged (if any) with other institutions of the locality for working on various outreach and extension activities.

We participate in BAPU BAZAR (A market of old garments, where clothes are sold on token price to the weaker section of the society) organized by the N S S units of VBSPU Jaunpur every year.

- 3.6.10 Give details of awards received by the institution for extension activities and/contributions to the social/community development during the last four years.

Although, we are doing at our level the best but unfortunately we did not receive any award in this respect.

### 3.7 Collaboration

- 3.7.1 How does the institution collaborate and interact with research laboratories, institutes and industry for research activities. Cite examples and benefits accrued of the initiatives - collaborative research, staff exchange, sharing facilities and equipment, research scholarships etc.

We collaborate with staff members of various study centers through interaction to improve the knowledge. Collaborative activities are promoted in the campus to strengthen the Curriculum development Research, Consultancy, Extension, Publication and skill development. For personality development and career counseling we have informal tie-up with AIMS-Pune and R-LEAP for diploma in soft skill.

- 3.7.2 Provide details on the MoUs/collaborative arrangements (if any) with institutions of national importance/other universities/ industries/Corporate (Corporate entities) etc. and

how they have contributed to the development of the institution.

We are planning to establish such type of collaboration in the future.

- 3.7.3 Give details (if any) on the industry-institution-community interactions that have contributed to the establishment / creation/up-gradation of academic facilities, student and staff support, infrastructure facilities of the institution viz. laboratories / library/new technology /placement services etc.

R- LEAP provides diploma in soft skill that helps the students in getting job and better opportunities in this changed international economic order.

- 3.7.4 highlighting the names of eminent scientists/participants, who contributed to the events, provide details of national and international conferences organized by the college during the last four years.

- 1- Prof. K.D.Gaur, Director,ICSSR, New Delhi.
- 2- Prof. A.D.N.Bajpayee, Vice-Chancellor, Shimla.
- 3- Prof. M. Muzzamil, Vice-Chancellor, Rohil Khand Uni, Barailly
- 4- Prof. P.K.Chaubey, Indian Institute of Public Administration, New Delhi.
- 5- Prof.U.S.Rai,Allahabad Central Uni., Allahabad
- 6- Prof. G.C.Tripathi Central Uni., Allahabad
- 7- Prof. Rajendra Rai, B.H.U., Varanasi
- 8- Prof. B.V.Singh, Director, Nepal Study Centre, Varanasi.
- 9- Prof. Deo Raj, Registrar,Tibbatan Institute, Sar nath Varanasi.
- 10- Prof. N. bahadur, Lucknow , University, Lucknow.
- 11- Prof Kirti Singh Former Vice Chancellor & Chairman of World Noni Research Foundation

- 3.7.5 How many of the linkages/collaborations have actually resulted in formal

MoUs and agreements ? List out the activities and beneficiaries and cite examples (if any) of the established linkages that enhanced and/or facilitated -

- a) Curriculum development/enrichment - Yes

- b) Internship/ On-the-job training - yes
- c) Summer placement- yes
- d) Faculty exchange and professional development-yes
- e) Research- yes
- f) Consultancy -yes
- g) Extension-yes
- h) Publication -yes
- i) Student Placement-yes
- j) Twinning programmes- Nil
- k) Introduction of new courses-Yes
- l) Student exchange -yes
- m) Any other -NA

3.7.6 Detail on the systemic efforts of the institution in planning, establishing and implementing the initiatives of the linkages/collaborations.

IQAC takes initiatives to handle such type of activities.

Any other relevant information regarding Research, Consultancy and Extension which the college would like to include.

No need to say anything more.

#### CRITERION IV: INFRASTRUCTURE AND LEARNING RESOURCES

##### 4.1 Physical Facilities

4.1.1 What is the policy of the Institution for creation and enhancement of infrastructure that facilitate effective teaching and learning?

Finance committee, building committee, library committee and deans of different faculties jointly take decisions on required infrastructure so that teaching and learning activities can be made more students friendly.

#### 4.1.2 Detail the facilities available for

- a) Curricular and co-curricular activities – classrooms, technology enabled learning spaces, seminar halls, tutorial spaces, laboratories, botanical garden, Animal house, specialized facilities and equipment for teaching, learning and research etc.

All of the above facilities are available in campus in sufficiency.

- b)Extra –curricular activities – sports, outdoor and indoor games, gymnasium, auditorium, NSS, NCC, cultural activities, Public speaking, communication skills development, yoga, health and hygiene etc.

All of the above facilities are available in the campus.

#### 4.1.3 How does the institution plan and ensure that the available infrastructure is in line with its academic growth and is optimally utilized? Give specific examples of the facilities developed/augmented and the amount spent during the last four years (Enclose the Master Plan of the Institution/ campus and indicate the existing physical infrastructure and the future planned expansions if any).

Area wise detail of all available facilities is given below-----

**MEASUREMENT OF COVERED AREA T.D.P.G.  
BUILDING , JAUNPUR**

1. S.B.I.-  $22 \times 13.15 = 289.3 \times 2 = 578.6 \text{ m}^2$

(i)	Toilet, Generator & Shade	=	$9.20 \times 4.50$	= $41.4 \text{ m}^2$
(ii)	Room	=	$6 \times 5.30$	= $31.8 \text{ m}^2$
		=		$= 651.80 \text{ m}^2$

2. Chemistry Lab & Garage :-

(i)	$60 \times 8.50$	=	$510 \times 2$	= $1020 \text{ m}^2$	(New Chemistry Lab)
(ii)	$6.15 \times 5.30$	=	$32.59 \text{ m}^2$		(Garage)
(iii)	$9.70 \times 4.40$	=	$42.68 \text{ m}^2$		(Store Chemistry dept.)
(iv)	$5 \times 4.40$	=	$22 \text{ m}^2$		(Store Chemistry dept.)
(v)	$3.40 \times 2.70$	=	$9.18 \text{ m}^2$		(Chemistry dept.)
		=	$1126.45 \text{ m}^2$		

3. Science Building :-

(i)	$828.59 \times 2$	=	$1657.18 + 1120.47$	=	$2777.65 \text{ m}^2$
			Under Ground + Ground floor + First floor	=	$2777.65 \times 3$
				=	$8332.95 \text{ m}^2$
(ii)	New Math Room :-	$8.90 \times 6$		=	$53.40 \text{ m}^2$
(iii)	Saminar Hall :-	$34.20 \times 12.80$		=	$437.76 \text{ m}^2$
(iv)	Saminar Hall (first floor under Construction)			=	$8824.11 \text{ m}^2 + 437.76 \text{ m}^2$
				=	$9261.87 \text{ m}^2$

4. Hindi + Sociology Dept :- Art Building :-

(i)	$37 \times 8.5$	=	$314.5 \times 2$	= $629 \text{ m}^2$	(with Philosophy dept.)
(ii)	$6.50 \times 5.70$	=	$37.05 \text{ m}^2$		(Boys Toilet)
(iii)	$19.5 \times 8.5$	=	$165.75 \text{ m}^2$		(Girls Common Room)
(iv)	$6 \times 4.10$	=	$24.6 \text{ m}^2$		(Toilet of General Office)
(v)	$28.25 \times 11.45$	=	$323.46 \times 2$	=	$646.92 \text{ m}^2$ (Account Office)
				=	$1503.32 \text{ m}^2$

5. Gumbad :-

(i)	$4.80 \times 4.80$	=	$23.04 \times 12$	(6 No Gumbad) =	$276.48 \text{ m}^2$
-----	--------------------	---	-------------------	-----------------	----------------------

6. **Electric Deptt :-**
- |       |           |   |                            |                       |
|-------|-----------|---|----------------------------|-----------------------|
| (i)   | 8.60×8    | = | 68.8 m <sup>2</sup>        | (Electric Room)       |
| (ii)  | 4.55×3    | = | 13.65 m <sup>2</sup>       | (Electric Store Room) |
| (iii) | 4.70×2.98 | = | 13.63 m <sup>2</sup>       |                       |
|       |           | = | <u>96.08 m<sup>2</sup></u> |                       |
7. **Water Tank :-**
- |     |           |   |                      |  |
|-----|-----------|---|----------------------|--|
| (i) | 6.15×6.10 | = | 37.51 m <sup>2</sup> |  |
|-----|-----------|---|----------------------|--|
8. **Education Deptt :-**
- |     |           |   |                      |  |
|-----|-----------|---|----------------------|--|
| (i) | 6.88×5.70 | = | 39.26 m <sup>2</sup> |  |
|-----|-----------|---|----------------------|--|
9. **Principal Office :-**
- |     |         |   |          |   |                               |
|-----|---------|---|----------|---|-------------------------------|
| (i) | 38.6×31 | = | 1196.6×2 | = | 2393.20 m <sup>2</sup> (D.S.) |
|-----|---------|---|----------|---|-------------------------------|
10. **B.Ed, English Deptt :-** (Dabble Story)
- |     |             |   |                          |   |                               |
|-----|-------------|---|--------------------------|---|-------------------------------|
| (i) | 63.30×13.45 | = | 851.38 m <sup>2</sup> ×2 | = | 1702.76 m <sup>2</sup> (D.S.) |
|-----|-------------|---|--------------------------|---|-------------------------------|
11. **Zoology Deptt Lab :-** (Dabble Story)
- |     |           |   |         |   |                        |
|-----|-----------|---|---------|---|------------------------|
| (i) | 29.5×19.9 | = | 587.052 | = | 1174.10 m <sup>2</sup> |
|-----|-----------|---|---------|---|------------------------|
12. **Agriculture Chemistry Deptt :-**
- |     |             |   |          |   |                        |
|-----|-------------|---|----------|---|------------------------|
| (i) | 38.30×13.15 | = | 503.65×2 | = | 1007.30 m <sup>2</sup> |
|-----|-------------|---|----------|---|------------------------|
13. **Defense & Military Science Deptt :-**
- |      |             |   |                             |  |
|------|-------------|---|-----------------------------|--|
| (i)  | 13.70×13.68 | = | 186.32 m <sup>2</sup>       |  |
| (ii) | 6.3×4.5     | = | 28.35 m <sup>2</sup>        |  |
|      |             | = | <u>214.67 m<sup>2</sup></u> |  |
14. **Sociology & M. Science Study Room :-**
- |     |             |   |                       |  |
|-----|-------------|---|-----------------------|--|
| (i) | 37.78×14.50 | = | 546.65 m <sup>2</sup> |  |
|-----|-------------|---|-----------------------|--|
15. **Geography deptt :-**
- |     |         |   |                    |  |
|-----|---------|---|--------------------|--|
| (i) | 52.5×14 | = | 735 m <sup>2</sup> |  |
|-----|---------|---|--------------------|--|
16. **Library :-**
- |     |            |   |          |   |                        |
|-----|------------|---|----------|---|------------------------|
| (i) | 37.8×18.25 | = | 689.85×2 | = | 1379.70 m <sup>2</sup> |
|-----|------------|---|----------|---|------------------------|
17. **Game Deptt :-**
- |     |          |   |                       |  |
|-----|----------|---|-----------------------|--|
| (i) | 33.30×27 | = | 899.10 m <sup>2</sup> |  |
|-----|----------|---|-----------------------|--|

18.	<u>Physiology (U.G.C.) Deptt :-</u>			
	(i)	$26.40 \times 11.80$	$= 311.50 \times 2$	$= 623.04 \text{ m}^2$
19.	<u>Indoor Stadium :-</u>			
	(i)	$31.70 \times 24$	$= 760.80 \text{ m}^2$	
20.	<u>Agriculture Building (P.G.) :-</u>			
	(i)	$747.5 + 1218$	$= 1965.5 \times 2$	$= 3931.00 \text{ m}^2$
21.	<u>Cycle Stand :-</u>			
	(i)	$51 \times 15.75$	$= 803.25 \text{ m}^2$	
22.	<u>Principal House :-</u>			
	(i)	$23.3 \times 20.5$	$= 477.65 \text{ m}^2$	
	(ii)	Shade :- $4 \times 3$	$= 12.00 \text{ m}^2$	$= 489.65 \text{ m}^2$
	(iii)	$5.50 \times 5.45$	$= 29.97 + 9$	$= 38.97 \text{ m}^2$
				<hr/>
				$= 528.62 \text{ m}^2$
23.	<u>Founder Room :-</u>			
	(i)	$7.10 \times 5.75$	$= 40.82 \text{ m}^2$	
24.	<u>Police Station &amp; Post Office :-</u>			
	(i)	$24 \times 6.6$	$= 92.4 \text{ m}^2 \times 2$	$= 184.80 \text{ m}^2$
25.	<u>A.T.M. :-</u>			
	(i)	$5 \times 3.0$	$= 15 \text{ m}^2$	
26.	<u>Pili Cothi form house :-</u>			
	(i)	$16.10 \times 5.60$	$= 90.16 \text{ m}^2$	
	(ii)	$26.40 \times 8.20$	$= 216.48 \text{ m}^2$	
	(iii)	$46.50 \times 6.25$	$= 290.63 \text{ m}^2$	
	(iv)	$15.60 \times 8.70$	$= 135.72 \text{ m}^2$	
		Grand Total	$= 732.99 \text{ m}^2$	
27.	<u>Main Building :-</u>			
	(i)	$34.70 \times 22$	$= 763.40$	
	(ii)	$10.20 \times 4.90$	$= 49.98$	
			<hr/>	$= 813.38 \text{ m}^2$



28. **Pump House :-**  
 (i)  $9.3 \times 4 = 37.2 \text{ m}^2$
29. **Cycle Stand :-**  
 (i)  $51.70 \times 4.25 = 219.73 \text{ m}^2$
30. **New Library Hall :-**  
 (i)  $26.60 \times 9.40 = 250.04 \text{ m}^2$   
 (ii)  $9.40 \times 6 \text{ (D.S.)} = 56.40$   
 $= 306.44 \text{ m}^2$
31. **New Class Room :-**  
 (i)  $33.10 \times 14.30 = 473.33 \text{ m}^2$   
 (ii) **Principal Office** = 269.98  
 $= 743.31 \text{ m}^2$
32. **Old Building :-**  
 (i)  $33.70 \times 13.20 = 444.84 \text{ m}^2$
33. **Agriculture Hostel :-**  
 (i)  $412.08 + 332.52 + 83.39 = 827.99 \text{ m}^2$
34. **Sri T.D. Singh (Statue Covered Area) :-**  
 (i)  $5.65 \times 5.65 = 31.92 \text{ m}^2$
35. **Main Building Porties :-**  
 (i)  $8.5 \times 6.85 = 58.22 \text{ m}^2$
36. **Three Shop :-**  
 (i)  $11.00 \times 6.5 = 71.50 \text{ m}^2$
37. **5 U.P. N.C.C. Office :-**  
 (i)  $20 \times 13 = 260 \text{ m}^2$
38. **Teachers Colony (Accountant Home) :-**  
 (i)  $16.40 \times 10.80 = 177.12 \text{ m}^2$
39. **Teachers Colony No-9 :-**  
 (i)  $15.5 \times 9 = 139.5 \text{ m}^2$

40. Teachers Colony No- 11 :-

$$(i) 15.50 \times 9.30 = 144.15 \times 2 = 288.30 \text{ m}^2$$

41. Teachers Colony No - 4 :-

$$(i) 18 \times 16 = 288 \times 2 = 576 \text{ m}^2$$

$$(ii) \text{ Garage } 9.70 \times 2.85 = 27.65 \\ = 603.65 \text{ m}^2$$

42. Teachers Colony No- 16 :-

$$(i) 17.20 \times 16.50 = 283.8 \times 2 = 567.60 \text{ m}^2$$

$$(ii) \text{ Garage } -5 \times 4 = 20 = 20.00 \text{ m}^2$$

---


$$= 587.60 \text{ m}^2$$

## 43. \_\_\_\_\_ :-

$$(i) 48.40 \times 33 = 1597.20 \times 2 = 1255.20 \text{ m}^2$$

## 44. \_\_\_\_\_ :-

$$(i) 17.25 \times 7.40 = 127.65 \times 2 = 255.30$$

$$(ii) 28.30 \times 6.50 = 183.95 = 183.95$$

---


$$= 439.25 \text{ m}^2$$

45. New B.P. Hostel (Three Story) :-

$$(i) 17.10 \times 16.50 = 282.51$$

$$(ii) 11.10 \times 3.10 = 34.41$$

$$= 247.74 \times 3 = 743.22 \text{ m}^2$$

46. Old B.P. Hostel :-

$$(i) 55.10 \times 13.50 = 743.85 \times 2 = 1487.70$$

$$(ii) 33.70 \times 21.40 = 721.18$$

$$= 2208.8 \text{ m}^2$$

## 47.

$$(i) 15 \times 7.50 = 112.50 \text{ m}^2$$

## 48. \_\_\_\_\_ :-

$$(i) 7.20 \times 3.50 = 25.55 \text{ m}^2$$

49.

$$(i) \quad 7.20 \times 3.50 = 25.20 \text{ m}^2$$

50. N.C.C. Garaj 55 No :-

$$(i) \quad 33.70 \times 8.40 = 283.08 \times 2 = 566.16 \text{ m}^2$$

51. 98, N.C.C. Building :-

$$(i) \quad 13.40 \times 7 = 93.80 \times 2 = 187.60 \text{ m}^2$$

$$(ii) \quad 30 \times 6.70 = 201 \times 2 = 402 \text{ m}^2$$

$$(iii) \quad 11.20 \times 2.65 = 28.55 \text{ m}^2$$

$$= 618.16 \text{ m}^2$$

52. Gym Main Building :-

$$(i) \quad 38.50 \times 20 = 770 \text{ m}^2$$

$$(ii) \quad 11.20 \times 14.50 = 162.40 \text{ m}^2 \quad (\text{Two Hall})$$

$$(iii) \quad 15.00 \times 2.25 = 33.75 \text{ m}^2$$

$$(iv) \quad 08.10 \times 3.50 = 28.35 \text{ m}^2$$

$$= 994.50 \text{ m}^2$$

53. Main Gate :-

$$(i) \quad 14.00 \times 3.20 = 44.80 \text{ m}^2$$

$$(ii) \quad 3.20 \times 3.05 = 9.76 \times 4 = 39.04 \text{ m}^2$$

$$83.84 \text{ m}^2$$

$$41836.13$$

$$= 994.50$$

$$= 83.84$$

$$= 42914.47 \quad \text{Total}$$

(Says Forty Two Thousand Nine Hundred Fourteen m<sup>2</sup>)54. Guest House (Under Construction) :-

$$(i) \quad 15.90 \times 15.85 = 252 \text{ m}^2$$

55. Seminar Hall (First Floor Under Construction) :-

$$(i) \quad 34.20 \times 12.80 = 437.76$$

$$= 42914.47 + 252 + 437.76$$

$$\text{Grand Total} = 43604.23$$

4.1.4 How does the institution ensure that the infrastructure facilities meet the requirements of students with physical disabilities?

Such students are treated on priority basis. Classes are arranged on ground floor and facilities/amenities are provided at their doorstep.

4.1.5 Give details on the residential facility and various provisions available within them:

- Hostel Facility – Accommodation available – yes
- Recreational facilities, gymnasium, yoga center, etc.  
Students use facilities available in the college campus.
- Computer facility including access to internet in hostel  
Students use this facility available in the college campus
- Facilities for medical emergencies  
Medical centers are available nearby the hostel.
- Library facility in the hostels  
Students use central library.
- Internet and Wi-Fi facility  
Available in the main campus.
- Recreational facility-common room with audio-visual equipments  
Currently suspended.
- Available residential facility for the staff and occupancy Constant supply of safe drinking water- Yes
- Security- Yes

4.1.6 What are the provisions made available to students and staff in terms of health care on the campus and off the campus?

Regular health camps are organized to provide medical aid to the students and staff members.



4.1.7 Give details of the Common Facilities available on the campus –spaces for special units like IQAC, Grievance Redressal unit, Women’s Cell, Counseling and Career Guidance, Placement Unit, Health Centre, Canteen, recreational spaces for staff and students, safe drinking water facility, auditorium, etc.

Most of the facilities mentioned above are available and in working condition.

In the campus.

4.2 Library as a Learning Resource

4.2.1 Does the library have an Advisory Committee? Specify the composition of such a committee. What significant initiatives have been implemented by the committee to render the library, student/user friendly?

Yes

The institution has Library advisory Committee. It monitors, manages and ensures all the affairs which are necessary to make the library user friendly in all respect.

4.2.2 Provide details of the following:

- \* Total area of the library (in Sq. Mts.)- 881.94
- \* Total seating capacity - 300
- \* Working hours (on working days, on holidays, before examination days, during examination days, during vacation)  
10 A M - 5 P M
- \* Layout of the library (individual reading carrels, lounge area for browsing and relaxed reading, IT zone for accessing e-resources)

Librarian’s Room- 27.14 sq. mts.

Book Issue Counter- 83.75 sq.mts.

Reading Hall -263.51sq.mts.

Stack Room -378.28sq.mts.

I T Zone - 57.91 sq. mts.

Reference section -65.40 sq.mts.

Binding Room - 5.95 sq.mts.

4.2.3 How does the library ensure purchase and use of current titles, print and e-journals and other reading materials? Specify the amount spent on procuring new books, journals and e-resources during the last four years.



Books/Journals and other academic repositories are purchased after the recommendation of the head/teachers of the concerned departments and approval of the advisory committee.

Library holdings	2009-2010		2010-2011		2011-2012		2012-2013	
	Number	Total Cost	Number	Total Cost	Number	Total Cost	Number	Total Cost
Text books	1310	1095541	859	301943	1520	3605	1672	39877
Reference Books	90	59100	54	142446	00	00	00	00
Journals/Periodicals	26	42350	35	70352	36	7725	36	77250
e-resources	00	00	00	00	00	00	INFLIBNET 80000Book + 4800 Journals	5000
Any other (specify)	Nil	Nil	Nil	Nil	Nil	Nil	Nil	Nil

4.2.4 Provide details on the ICT and other tools deployed to provide maximum access to the library collection?

- \* OPAC - No
- \* Electronic Resource Management package for e-journals-No

Federated searching tools to search articles in multiple databases - No

- \* Library Website - No
- \* In-house/remote access to e-publications -No
- \* Library automation - Automation is under process.
- \* Total number of computers for public access -18
- \* Total numbers of printers for public access -02
- \* Internet band width/ speed □ 2mbps □ 10 mbps □ 1 gb (GB)
- \* Institutional Repository-No
- \* Content management system for e-learning-No
- \* Participation in Resource sharing networks/consortia (like Infflibnet) -Yes

4.2.5 Provide details on the following items:

- \* Average number of walk-ins- 300
- \* Average number of books issued/returned-125
- \* Ratio of library books to students enrolled-10
- \* Average number of books added during last three years- 1350
- \* Average number of login to opac (OPAC)- N A
- \* Average number of login to e-resources- No Record
- \* Average number of e-resources downloaded/printed- No record
- \* Number of information literacy trainings organized - Nil
- \* Details of “weeding out” of books and other materials -Nil

4.2.6 Give details of the specialized services provided by the library

- \* Manuscripts -Nil
- \* Reference -Yes
- \* Reprography -Yes
- \* ILL (Inter Library Loan Service) -Nil
- \* Information deployment and notification (Information Deployment and Notification)-yes
- \* Download-Yes

- \* Printing-Yes
- \* Reading list/ Bibliography compilation-Yes
- \* In-house/remote access to e-resources-Nil
- \* User Orientation and awareness-Yes
- \* Assistance in searching Databases -Yes
- \* INFLIBNET/IUC facilities-Yes

4.2.7 Enumerate on the support provided by the Library staff to the students and teachers of the college.

Students, teachers and other stakeholders get all necessary support from the library staff.

4.2.8 What are the special facilities offered by the library to the visually/physically challenged persons? Give details.

Library staff pays personal attention with human touch to such type of students.

4.2.9 Does the library get the feedback from its users? If yes, how is it analysed and used for improving the library services. (What strategies are deployed by the Library to collect feedback from users? How is the feedback analysed and used for further improvement of the library services?)

We have a strong feedback system. Feedback form is available on the college's website. Each student/guardian can submit complaint/suggestion/problem directly to the Principal. Advisory committee entertains the matter and takes appropriate action as per requirement.

4.3 IT Infrastructure

4.3.1. Give details on the computing facility available (hardware and software) at the institution.

- Number of computers with Configuration (provide actual number with exact configuration of each available system)

List is being attached-----





Details of Equipment for AMC

Sr. No	Department Library	Item Description	Qty.
1.		Wipro desktop dual core 1gb ram,320 GB HDD, DVD RW, with 18.5 TFT monitor	05
2.		PA computer desktop 1GBRAM, 160 GB HDD, with 18.5inch TFT monitor	05
3.		UPS 600VA	01
4.		UPS Numeric 5KVA	02
5.		Printer HP LaserJet 1020, 1018	01
6.	Ma dual History	Compaq computer desktop P4 1GB RAM, 80GB HDD, CD ROM, with CRT monitor	01
7.	Account Office	Server -Wipro 2GB RAM, 320GB HDD, DVD RW,	01
8.		HCL dual core desktop 1GB RAM, 160GB HDD, DVD ROM	01
9.		UPS Numeric 1KVA online	01
10.		UPS-600 VA	01
11.		Samsung all in one printer	01
12.		WEP DMP Printer	05
13.	FEE Counter	Wipro dual core desktop 1GB RAM 320GB HDD, DVD RW with 17inch TFT monitor	05
14.		UPS 600VA	05
15.		WEP DMP Printer	01
16.	Salary dept	Lenovo P4 512MB RAM, 80 GB HDD, CD ROM, with CRT monitor	01
17.		UPS-600VA	01
18.		HP Printer 1020 LaserJet	01
19.	Sociology	Wipro dual core 1GB RAM, 320GB HDD, DVD RW with 18.5inch TFT monitor	01
20.		UPS 600VA	01
21.		Hp 1007 LaserJet printer	01
22.	Commerce	Compaq desktop P4 512MB RAM, 40GB HDD, CD ROM with CRT monitor	01
23.		UPS 600VA	01
24.		HP printer 1136 laserjet PCS	01
25.	English	Wipro desktop dual core 2GB RAM, 500GB HDD, DVD RW, with 20inch TFT monitor	01
26.		UPS 600VA	01
27.		Hp 1007 Laserjet printer	01
28.	History	DELL desktop computer dual core 1GB RAM, 160GB HDD, DVD ROM	01
29.		UPS 600VA	01
30.		Hp 1007 Laserjet printer	01
31.	B.ED	DELL desktop computer, dual core 1GB RAM, 160GB HDD, DVD ROM	01
32.		UPS 600VA	01

*[Handwritten signature]*

33.		Deskjet all in one printer	01
34.	Psychology	Wipro desktop dual core 2GB RAM,500GB HDD,DVD RW,with 20inch TFT monitor	01
35.		Hp dual core 1GB RAM,160 GB HDD,DVD ROM with crt monitor	01
36.		UPS 600VA	02
37.		Hp laserjet 3030 all in one printer	01
38.	Store	Compaq computer desktop P4 1GB RAM,80GB HDD,CD ROM,with CRT monitor	01
39.		UPS 600VA	01
40.		HP Printer 1020 LaserJet	01
41.	AG Extension	Wipro desktop dual core 2GB RAM,500GB HDD,DVD RW,with 20inch TFT monitor	01
42.		UPS 600VA	01
43.		Hp 1007 LaserJet printer	01
44.	Ritesh Singh	Lenovo P4 512MB RAM,80 GB HDD,CD ROM,with CRT monitor	01
45.		UPS-600VA	01
46.		HP Printer 1020 LaserJet	01
47.	Zoology dept (DR. V.B. Singh)	Compaq computer desktop P4 1GB RAM,160GB HDD,CD ROM	01
48.		IBM computer desktop P4 1GB RAM,80GB HDD,CD ROM	01
49.		Wipro desktop dual core 2GB RAM,500GB HDD,DVD RW,with 18.5inch TFT monitor	01
50.		UPS 600VA	03
51.		Hp 3020 all in one printer	01
52.		Hp LaserJet 1018	01
53.	AG chemistry	Compaq computer desktop P4 1GB RAM,40GB HDD,CD ROM	01
54.		UPS 600VA	01
55.		Hp inkjet printer	01
56.		Hp laserjet 1020	01
57.	Chemistry (Daroga Singh)	Compaq computer desktop P4 256MB RAM,40GB HDD,CD ROM	01
58.		UPS 600VA	01
59.		Hp laserjet 1020	01
60.	(Ramasray Singh)	Compaq computer desktop P4 512MB RAM,40GB HDD,CD ROM	01
61.		UPS 600VA	01
62.		Hp inkjet printer	01
63.	Entomology	Compaq computer desktop P4 512MB RAM,40GB HDD,CD ROM with CRT monitor	01
64.		Hp Laserjet 3050 all in one printer	01
65.	Education	Compaq computer desktop P4 512MB RAM,40GB HDD,CD ROM	01
66.		UPS 600VA	01
67.		Hp scan jet 2400	01
68.		Hp laserjet 1010	01

*Handwritten signature*

69.		Hp Laserjet 3050 all in one printer	01
70.		Hp deskjet 3845	01
71.	Mathematics	Dell desktop dual core 512MB, 160GB HDD, DVD ROM, with CRT monitor	02
72.		Lenovo P4 512MB RAM, 80 GB HDD, CD ROM, with CRT monitor	02
73.		Compaq computer desktop P4 512MB RAM, 40GB HDD, CD ROM	02
74.		UPS 600VA	06
75.		Hp Laserjet 3030 all in one printer	01
76.	Physics dept	Compaq computer desktop P4 512MB RAM, 40GB HDD, CD ROM	01
77.		Dell desktop dual core i3 2GB, 320GB HDD, DVD RW, with TFT monitor	02
78.		UPS 600VA	03
79.		Hp Laserjet 3020 all in one printer	01
80.	Economics (Arun Singh)	Wipro desktop dual core 1GB RAM, 320GB HDD, DVD RW, with 18.5inch TFT monitor	01
81.		UPS 600VA	01
82.		Hp Laserjet 3030 all in one printer	01
83.	AG agronomy	Compaq computer desktop P4 128MB RAM, 40GB HDD, CD ROM with CRT monitor	01
84.			02
85.			01
86.		Compaq dual core 1GB RAM, 160GB HDD, DVD ROM with 14inch Inlux TFT	01
87.		UPS 600VA	01
88.	Plant pathology	Printer hp 1000 series	01
89.		Hp Office jet printer 5510 all in one	01
90.		Compaq computer desktop P4 128MB RAM, 40GB HDD, CD ROM with CRT monitor	01
91.	Genetics & plant bridging (AG Botany I)	UPS 600VA	01
92.		Printer hp 1000 series	01
93.		Compaq computer desktop P4 256MB RAM, 40GB HDD, CD ROM with CRT monitor	01
94.	Geography	UPS 600VA	01
95.		Hp scanjet 2400	01
96.		Hp laserjet 1030	01
97.		Hp color laserjet 1600	01
98.		Compaq computer desktop P4 128MB RAM, 40GB HDD, CD ROM with CRT monitor	01
99.	Agriculture Economics	UPS 600VA	01
100.		Hp deskjet (2418 all in one printer	01
101.		Compaq computer desktop P4 128MB RAM, 40GB HDD, CD ROM with CRT monitor	01
102.	Agriculture Engineering		

P-4

103		UPS 600VA	01
104		Hp 1020 laserjet printer	01
105	Horticulture	Compaq computer desktop P4 128MB RAM,40GB HDD,CD ROM with CRT monitor	01
106		UPS 600VA	01
107		Hp 1000 series printer	01
108	Animal husbandry & dairying	HCL desktop computer core 2 duo 2GB RAM,160GB HDD,DVD RW, with 20inch TFT monitor	01
109		UPS 600VA	01
110		Hp printer 1005 PCS	01
111	Accounts	(Xerox) Work centre pro- 420	01
112	General office	(Xerox) Work centre pro- 420	01
113	Examination cell	(Xerox) Work centre pro- 420	01
114	Horticulture	(Xerox) Work centre 5016	01
115	Sociology	Modi Xerox 1025 S1	01
116	Zoology	Modi Xerox 1025 S1	01
117	Geography	Cannon NP 4050	01
118	Military science	(Xerox) 5834 Plus Analog	01
119	Library	D Link manageable switch(DGS-3100-24EG with 8 Ethernet ports ,16 Modular ports	04
120	Zoology	Modular adapters	01
121		D Link 8 port switch	01
122		D Link Wireless Access point	01
123		D Link Web smart switch(DES-1228) with 28 Ethernet ports and 2 Modular ports	02
124	Library	Modular adapters	01
125		D Link Web smart switch(DGS-3228) with 28 Ethernet ports and 2 Modular ports	02
126	Horticulture		01

- Computer-student ratio- Insignificant
- Stand alone facility
- LAN facility- Yes
- Wi-Fi facility -Yes
- Licensed software -SIGMA
- Number of nodes/ computers with Internet facility- 41
- Any other- NA

4.3.2 Detail on the computer and internet facility made available to the faculty and students on the campus and off-campus?

Most of the departments have computer with internet facility that can be accessed by all members of the department. For students, computers enabled with internet and Wi-Fi facility are available in the library.

4.3.3 What are the institutional plans and strategies for deploying and upgrading the IT infrastructure and associated facilities?

The institution is planning to establish a well equipped computer lab enabled with Wi-Fi Facility that can accommodate 100 students at a time. For the complete automation of library a proposal of Rs 40 Lakh is in pipeline in the office of U G C New Delhi. Recording and management of data is our priority, for this purpose complete automation of office is a must. We are trying at our level the best to materialize this objective.

4.3.4 Provide details on the provision made in the annual budget for procurement, upgradation, deployment and maintenance of the computers and their accessories in the institution (Year wise for last four years)

Item	2009	2010	2011	2012
Computers	00.00	106701.00	560272.00	192113.00

4.3.5 How does the institution facilitate extensive use of ICT resources including development and use of computer-aided teaching/ learning materials by its staff and students?

Sufficient quantity of Computer, laptop and projector are available in the college. Teacher use them on cooperative basis to promote ICT among the student. Power point presentation and direct visual projection are done to make the presentation more student's friendly and I C T oriented.



4.3.6 Elaborate giving suitable examples on how the learning activities and technologies deployed (access to on-line teaching - learning resources, independent learning, ICT enabled classrooms/learning spaces etc.) by the institution place the student at the centre of teaching-learning process and render the role of a facilitator for the teacher.

Definitely, on line teaching learning activities are more student's centric but it requires heavy infrastructural investment. Right now it is almost difficult to provide this facility in the campus.

4.3.7 Does the Institution avail of the National Knowledge Network connectivity directly or through the affiliating university? If so, what are the services availed of?

No such type of connectivity is available.

#### 4.4 Maintenance of Campus Facilities

4.4.1 How does the institution ensure optimal allocation and utilization of the available financial resources for maintenance and upkeep of the following facilities (substantiate your statements by providing details of budget allocated during last four years)?

UPDESCO takes care of ICT related items like- computer, printer, UPS and etc. Website maintenance cost is Rs 5000/year. Maintenance of building, furniture and others is done by respective committees. Fund is allocated for the purpose depends on the need of the items. Actual expense done on the items during last four years is given bellow.

	Items	2009	2010	2011	2012
a.	Building	2689423.00	2140821.00	1107292.00	1845986.00
b.	Furniture	466488.00	695893.00	480600.00	396135.00
c.	Equipment	3741527.00	2827182.00	962873.00	3488024.00
d.	Computers	00.00	106701.00	560272.00	192113.00
e.	Vehicles	00000.00	00000.000	000000.00	00000.00

f.	Any other	4665130.00	5183843.00	8554406.00	7338165.00
----	-----------	------------	------------	------------	------------

4.4.2 What are the institutional mechanisms for maintenance and upkeep of the infrastructure, facilities and equipment of the college?

There is a building/Construction committee in the college. The committee manages all affairs related to maintenance and upkeep of the infrastructure facilities and equipments

4.4.3 How and with what frequency does the institute take up calibration and other precision measures for the equipment/instruments?

As per need.

4.4.4 What are the major steps taken for location, upkeep and maintenance of sensitive equipment( voltage fluctuations, constant supply of water etc.)?

We have complete power back up. UPS facilities are available for sensitive equipments to protect them from electric fluctuation. For constant water supply there are three India Mark Hand Pumps and a submersible in the campus.

Any other relevant information regarding Infrastructure and Learning Resources which the college would like to include.

N A

#### CRITERION V: STUDENT SUPPORT AND PROGRESSION

5.1 Student Mentoring and Support

5.1.1 Does the institution publish its updated prospectus/handbook annually? If 'yes', what is



the information provided to students through these documents and how does the institution ensure its commitment and accountability?

The institution publishes updated prospectus annually. It contains all required information. We publish our commitment and ensure it by organizing regular meetings and implementing academic calendar prepared by Internal Quality Assurance Cell

5.1.2 Specify the type, number and amount of institutional scholarships / freeships given to the students during the last four years and whether the financial aid was available and disbursed on time?

Under different schemes being run by the government, students of different categories received scholarship during last four years as under----

YEAR	2010	2011	2012	2013
CATEGORY				
GEN	1743	1942	1601	1978
OBC	4095	4084	3911	4416
SC	1063	1351	1157	1354

5.1.3 What percentage of students receives financial assistance from state government, central government and other national agencies

More than 90% of students receive financial assistance from any of the agencies mentioned above.

5.1.4 What are the specific support services/facilities available for

- ✓ Students from SC/ST, OBC and economically weaker sections

A reservation in admission and financial support is given to such type of students by the institution as such and the state.

- ✓ Students with physical disabilities

We take extra care and pay special attention to the physically disabled students.

- ✓ Overseas students

N A

- ✓ Students to participate in various competitions/National and International

Moral support, special guidance and required facilities are provided to the students to participate in such type of competitions.



- ✓ Medical assistance to students: health centre, health insurance etc.

We provide medical assistance to the students if any casualty takes place in the campus. We organize health camps for general check-up. Yoga camps are organized to keep the students fit and strong.

- ✓ Organizing coaching classes for competitive exams

Although no such classes are run in the campus but teachers guide students in required manner.

- ✓ Skill development (spoken English, computer literacy, etc.)

We are planning to run a diploma course in soft skill association with R LEAP

- ✓ Support for “slow learners”

Extra classes and special attention are the main tools to address the problems of slow learners.

- ✓ Exposures of students to other institution of higher learning/ corporate/business house etc.

We organize workshop on personality development and career counseling on regular basis to make the students more society/corporate friendly.

- ✓ Publication of student magazines

To promote creativity among the students we publish MANTHAN annual magazine.

5.1.5 Describe the efforts made by the institution to facilitate entrepreneurial skills, among the students and the impact of the efforts.

Through N S S , N C C and Scouting entrepreneurial skills are developed.

5.1.6 Enumerate the policies and strategies of the institution which promote participation of students in extracurricular and co-curricular activities such as sports, games, Quiz competitions, debate and discussions, cultural activities etc.

- \* Additional academic support, flexibility in examinations

To complete the curriculum extra classes are taken. Sample papers and important tips to score maximum marks are given to the students.

Examination is the university affair and the institution has not to do anything in this respect.

- \* Special dietary requirements, sports uniform and materials

Sports facilities are available in the campus in the ample amount.

\* any other

NA

5.1.7 Enumerating on the support and guidance provided to the students in preparing for the competitive exams, give details on the number of students appeared and qualified in various competitive exams such as UGC-CSIR- NET, UGC-NET, SLET, ATE / CAT / GRE / TOFEL / GMAT / Central /State services, Defense, Civil Services, etc.

As per availability list of qualified students in said examinations is given bellow

S No	Name	Subject	Year	Mobile No
1	Anurag Singh	NET(History)	June 2012	7398689351
2	Arvind Dikshit	NET(History)	June 2012	
3	Ajeet Singh	NET(Geography)	June 2012	8115216447
4	Sanjay Kumar Yadav	JRF(Geography)	June 2012	8423375787
5	Deepak Kumar Mishra	NET(Sociology)	Dec 2012	9721499033
6	Roli Mishra	NET(Economics)	Dec 2012	
7	M K Pal	NET(Economics)	Dec 2012	9918368648
8	Garun Kumar	JRF(Commerce)	Dec 2012	
9	Vijay Bahadur Yadav	NET(Hindi)	June 2012	8868093723
10	Rakesh Kumar	NET(Geography)	June 2012	

5.1.8 What type of counseling services are made available to the students (academic, personal, career, psycho-social etc.)

Counseling is done through regular meetings, seminars, workshops, and invited lectures.

5.1.9 Does the institution have a structured mechanism for career guidance and placement of its students? If 'yes', detail on the services provided to help students identify job opportunities and prepare themselves for interview and the percentage of students selected during campus interviews by different employers (list the employers and the programmes).

IQAC organizes workshops on career opportunities on regular basis. Some

students of agriculture get campus selection.

5.1.10 Does the institution have a student grievance redressal cell? If yes, list (if any) the grievances reported and redressed during the last four years.

Proctorial Board addresses the grievances of students. It works as student grievance redressal cell too. Grievances reported during last four years addressed very well by the SGRC.

5.1.11 What are the institutional provisions for resolving issues pertaining to sexual harassment?

We have duly constituted GSCASH. We are fortunate enough that till the date no case was reported to the committee.

5.1.12 Is there an anti-ragging committee? How many instances (if any) have been reported during the last four years and what action has been taken on these?

As we have mentioned above that Proctorial Board, SGRC and ARC are the same. No ragging case is registered with the committee till the date.

5.1.13 Enumerate the welfare schemes made available to students by the institution.

Poor Boys Fund and some prizes are instituted at institution level for the welfare of the students.

5.1.14 Does the institution have a registered Alumni Association? If 'yes', what are its activities and major contributions for institutional, academic and infrastructure development?

As we do not have a registered Alumni Association but we organize Old Boys Meeting on regular basis during the founder's week which we celebrate every year in the last week of February. Seminar Hall and guest house are constructed with the help of alumni.

## 5.2 Student Progression

5.2.1 Providing the percentage of students progressing to higher education or employment (for the last four batches) highlight the trends observed.

Student progression	%
UG to PG	26
PG to M.Phil.	Nil
PG to Ph.D.	7%(Approx) Maximum
Employed	15 to 20% students of Agriculture gets employment through campus selection
<ul style="list-style-type: none"> <li>• Campus selection</li> </ul>	
<ul style="list-style-type: none"> <li>• Other than campus recruitment</li> </ul>	Record not available

5.2.2 Provide details of the programme wise pass percentage and completion rate for the last four years (cohort wise/batch wise as stipulated by the university)? Furnish programme-wise details in comparison with that of the previous performance of the same institution and that of the Colleges of the affiliating university within the city/district.

Affiliating university does not provide data in such a way and extraction of data of such type from the data bank is almost impossible.

5.2.3 How does the institution facilitate student progression to higher level of education and/or towards employment?

By providing quality education and 5% weight to internal students the institution promotes progression to higher level.

5.2.4 Enumerate the special support provided to students who are at risk of failure and drop out?

Academic and moral support to such students is given at the institute level.

5.3 Student Participation and Activities

5.3.1 List the range of sports, games, cultural and other extracurricular activities available to students. Provide details of participation and program calendar.

It would be better to attach Academic calendar prepared by IQAC to clear the points mention above-



## ACADEMIC CALENDAR

2013-14

### U G C List of Colleges-> Uttar Pradesh Page No 13

- Tilak Dhari PG College, JAUNPUR. DIST.:Jaunpur,Uttar Pradesh,
- Estd.: 1948 Status: 2(f)&12(B)

S.No	Activity	Tentative Schedule	Speaker	Source of Funding
1	Lecture on current economic issues Title- Impact of Scams on Indian Economy or Economic Melt Down Or Poverty Redefined-What a Joke ?	1 <sup>st</sup> week of September	Will be decided later on	SFS-Economics
2	Workshop on career counseling & personality Development	1 <sup>st</sup> week of Sept	Mr.Ashok Kumar Member- IQAC	Cultural Fund
3	Lecture on Triangle of Child Labour, Illiteracy & Poverty	2 <sup>nd</sup> week of September	Will be decided later on	Joint collaboration SFS Education & Economics
4	Speech on Current Social Issues	3 <sup>rd</sup> week of September	All Students	College Fund
5	Debate on Current social issues	4 <sup>th</sup> week of September	All Students	College Fund
6	Essay Competition on Current Social Issues	1 <sup>st</sup> week of October	All Students	College Fund
7	Lecture on Environmental awareness	2 <sup>nd</sup> week of October	Will be decided later on	EVS Fund
8	Lecture on How to write a good research paper	3 <sup>rd</sup> week of October	Will be decided later on	Research Fund
9	Speech on Current Economic Issues	4 <sup>th</sup> week of October	All Students	College Fund
10	Debate on Current Economic Issues	1 <sup>st</sup> week of November	All Students	College Fund
11	Essay competition on Current Economic Issues	2 <sup>nd</sup> week of November	All Students	College Fund
12	Lecture on How to improve	3rd week	Will be	SFS M.Ed

	professional efficiency & quality management	of November	decided later on	
13	Dance Competition	4 <sup>th</sup> week of November	All Students	Music
14	Singing Competition	44 <sup>th</sup> week of November	All Students	Music
15	Mono Acting Competition	4 <sup>th</sup> week of November	All Students	Music
16	Poster Competition	4 <sup>th</sup> week of November	All Students	Music
17	Story writing Competition	4 <sup>th</sup> week of November	All Students	Hindi Parishad
18	Sports Competition (Annual Games)	1 <sup>st</sup> week of December	All Students	Game Fund
19	Lecture on current politico-legal issues	1 <sup>st</sup> week of December	Will be decided later on	LLM (SFS)
20	Lecture on computer application and data analysis	2 <sup>nd</sup> week of December	Will be decided later on	Research Fund
21	Lecture on Agricultural and rural development issues	1 <sup>st</sup> week of January	Will be decided later on	Ag SFS
22	Lectures on current scientific developments(Department Level)	2 <sup>nd</sup> week of January	Will be decided later on	Practical Fund
23	Environmental awareness drive—Tree Plantation, Awareness Rally , Campus cleanliness	3 <sup>rd</sup> week of January	All Students	NSS Fund
	Social awareness drive- Rally and door to door campaign to make the people aware towards Health, literacy, child care, family planning & other social evils	4 <sup>th</sup> week of January	All Students	NSS Fund
24	Awareness towards Traffic Control System	4 <sup>th</sup> week of January	All Students	Rovers/Rangers Fund
25	Scheduled	As per		Funding Agency

	Seminars/Workshops/Sports/cultural and religious /cultural celebrations will be organized in due course.	need		
26	<b>To Promote Administrative Efficiency in the Campus</b> Efficiency & Skill promotion workshops	Last week of January	Non Teaching Staff	College Fund
27	Alumni Meet  Founder's day celebration  Annual prize distribution	During Founder's week  Last week of Feb	Old Students	College Fund
28	Workshops on Office automation	1 <sup>st</sup> week of Feb	Non Teaching Staff	College Fund
29	Workshops on Library Management & Automation	2 <sup>nd</sup> week of Feb	Teachers & Library Staff	College Fund
30	Moral Boosting and Supportive attitude oriented workshops	3 <sup>rd</sup> week of feb	Fourth Class Employees	College Fund

5.3.2 Furnish the details of major student achievements in co-curricular, extracurricular and cultural activities at different levels: University / State / Zonal / National / International, etc. for the previous four years.

. Players represented inter University and all India Inter University Tournament in the session 2012-13 .

1 Volleyball (Woman)

Km. Priya Singh- B.A.- I

Gita Prajapati – B.A. I

Divya Singh- B.A.III

Beauty Singh BSc.I

Sakshi Singh BSc.III



Jagruti Devi B.A.II

Sivani Singh B.A.III

Vidushi Mudgal B.A.II

#### 2-Football (Men)

Shanawaj Ali. M.A. II

Tathir hasan B.A.II

#### 3-Athletics(Men/Women)

Anita Devi Patel B.A.II

Sandeep Giri B.A.I

Rahul Kumar Tiwari B.A.I

Govind Kumar B.A.I

Kailash Nath Yadav B.A.I

Ravindra Kumar B.A.I

Amit Sharma B.A.I

Madhushudan Yadav B.A.I

Subhash Ch. Yadav B.A.I

Virendra Kumar B.A.I

Ashutosh Pandey B.A.I

#### 4- Chess

Manish kumar MSc.II

Saurabh Srivastava B.A.II

#### 5- Cross Country

Rakesh Kumar Nishad B.A.III

Hirawati Patel	M.A. I
6- Cricket(Men)	
Gulab Kumar Nishad	M.A.I
Raj Srivastava	B.A.III
Himanshu Yadav	M.A.II
MayankPn. Singh	MSc.I
7-Kabaddi(Men)	
Atul Singh	BSc.(Ag.)II
Vishal Singh	BSc.(Ag.)III
Nandlal Patel	M.A. I
Anuj Mani Tripathi	B.Com.III
Sanjay Patel	M.A.I
Anurag Sharma	BCom. III
8-Gywnastic	
Vishal Kumar Singh	M.A.II
Rajiv Kumar Pal	M.A.II
Rishabh Singh	M.A.I
9-Basketball(Men)	
Shivam Singh	B.Com.III
Shashank Pliwal	BSc.II
Stayendra Singh	B.Com.II
Vikram Singh	B.A.II
Anshuman Singh	LLB. I

Tilak Raj Singh	LLB II
Om Prakash Yadav	B.Com.III
Sakti Singh	B.Com.III
Shivesh Bahadur Singh	B.A.III
10- Badminton	
Tanuja Singh	M.A.I
11-Hockey (Women)	
Kanchan Lata Pal	B.A.I
Garima Sonakar	B.A.I
12-Handball(Men)	
Ashwani Kr.Yadav	M.A.I
Saurabh Srivastava	BSc.I
13- Valleyball(Men)	
Rabhan Khan	B.A.I
Manish Singh	M.A.I
14-Basketball(Women)	
Vidhi Dubey	M.A.I
Priyanka Singh	M.A.I
Veenu Maurya	M.A.I
Bhawana yadav	B.A.II
Shubham Khare	B.A.III
Shivani Singh	B.A.I
Stuti	B.A.I

Ankita Srivastava	B.A.I
15-Hockey(Men)	
Nikhil Kumar	M.A.I
Abhishek Singh	M.A.I
16- Fencingh	
Vinit Kumar Singh	B.A. III

5.3.3 How does the college seek and use data and feedback from its graduates and employers, to improve the performance and quality of the institutional provisions?

We have very strong feedback system. Feedback form is available on the college website and is easily accessible to anybody. We receive suggestions/complaint/problems and address them as soon as possible.

5.3.4 How does the college involve and encourage students to publish materials like catalogues, wall magazines, college magazine, and other material? List the publications/materials brought out by the students during the previous four academic sessions.

Students are promoted to publish creative writings in the college magazine. Magazine will be shown to the peer team at the time of visit.

5.3.5 Does the college have a Student Council or any similar body? Give details on its selection, constitution, activities and funding.

Student

Selection- General Election is the basis of selection.

Constitution-

President

Vice-President (2)

Secretary

Joint Secretary (2)

Treasurer

Library In charge

Faculty In charge (All Faculties)

Activities- To assist administration to perform students' friendly all activities.

Funding- Association fee realized from the students at the time of admission is the main source of funding.

5.3.6 Give details of various academic and administrative bodies that have student representatives on them.

Students are given due weightage in all of the committees functioning the campus as per requirement.

5.3.7 How does the institution network and collaborate with the Alumni and former faculty of the Institution.

Through old boys meeting mentioned above we try to utilize alumini and former staff in the interest of the institution.

Any other relevant information regarding Student Support and Progression which the college would like to include.

N A

## CRITERION VI: GOVERNANCE, LEADERSHIP AND MANAGEMENT

6.1 Institutional Vision and Leadership

6.1.1 State the vision and mission of the Institution and enumerate on how the mission statement defines the institution's distinctive characteristics in terms of addressing the needs of the society, the students it seeks to serve, institution's traditions and value orientations, vision for the future, etc.?

Our institution has clear mission, vision & objectives. They are-

To uphold highest ethical standard in the conduct of our profession

To inculcate moral and spiritual values among students

To build lasting relationship with students based on trust and mutual regards

To create and nurture a culture that supports flexibility and adaptability

To ensure optimum utilization of resources in teaching and research

To maximize the use of ICT in teaching, research and extension

To constantly strive to make the campus eco-friendly

It is communicated among all stakeholders through prospectus (Information Bulletin) which is published every year. The institution's mission, vision and objectives are posted on the home page of the college's website. ([www.tdcollege.co.in](http://www.tdcollege.co.in)) and they serve the purpose of institution regarding the academics and extension. We try to ensure all these through the academic calendar prepared by IQAC.

6.1.2 What is the role of top management, Principal and Faculty in design and implementation of its quality policy and plans?

Academic calendar is prepared by the consent of management, principal and Dean of the faculty. In this way all stakeholders contribute in the implementation of quality policy and plans

6.1.3 What is the involvement of the leadership in ensuring?

- the policy statements and action plans for fulfillment of the stated mission  
Effective implementation of Academic calendar.
- formulation of action plans for all operations and incorporation of the same into the institutional strategic plan

Academic calendar and proper functioning of various committees play vital role in obtaining said objectives.

- Interaction with stakeholders

Face to face meeting and personal interaction either in person or through feedback are the important tools for interactive session.

- Proper support for policy and planning through need analysis ,research inputs and consultations with the stakeholders

Different committees analyze the needs and provide all type support in required manner.

- Reinforcing the culture of excellence

Celebration of cultural events like- Dussehara ,Deepawali, Sarswati Pooja and Krishna- Janm Ashtami etc nurture cultural excellence in the students..

- Champion organizational change

Campus is becoming more and more students friendly day by day.

6.1.4 What are the procedures adopted by the institution to monitor and evaluate policies and plans of the institution for effective implementation and improvement from time to time?

IQAC and Sub Committees ensure effective implementation and improvement from time to time.

6.1.5 Give details of the academic leadership provided to the faculty by the top management?

Administrative and academic leadership is provided to the faculty by the Principal Dr U P Singh. He is a visionary man with positive attitude and scientific temper. He plans everything in advance and executes them in a time bound framework. A lot of facilities like- lecture rooms, labs, staff rooms, lawns, roads, sports ground, hostel renovation, standby power, drinking water points etc. have been created and are being created in the institution under his leadership and governance.

6.1.6 How does the college groom leadership at various levels?

AS the institution believe in decentralization of power. It provides autonomy and leadership (decision making power) at various levels.

6.1.7 How does the college delegate authority and provide operational autonomy to the



departments / units of the institution and work towards decentralized governance system?

Departments have full freedom to take decisions for the betterment of the department. Admission, fee concession, lectures, seminars and other decisions are taken by the Head of the department exclusively.

6.1.8 Does the college promote a culture of participative management? If 'yes', indicate the levels of participative management.

In the age of PPP the suggestion of participative management is a step which deserves respect. We are planning seriously in this direction.

6.2 Strategy Development and Deployment

6.2.1 Does the Institution have a formally stated quality policy? How is it developed, driven, deployed and reviewed?

Academic calendar states the quality policy and it is ensured through different committees.

6.2.2 Does the Institute have a perspective plan for development? If so, give the aspects considered for inclusion in the plan.

Although we focus on the annual plan but sufficient emphasis is given to the long run objectives. We are planning for a multi-storied examination hall, Auditorium, ICT equipped class-rooms, all inclusive computer lab and complete automation of library and office.

6.2.3 Describe the internal organizational structure and decision making processes.

Management, Principal and Head of the Departments jointly take decisions on important issues related to the academics, co-curricular, extra-curricular and administration.

6.2.4 Give a broad description of the quality improvement strategies of the institution for each of





the following

- Teaching & Learning

All committees meet on regular basis and take decision to organise different academic activities like- invited lecture on current issues, personality development, career counselling etc. for the maintenance of quality in teaching and learning.

- Research & Development

Department level interaction among the teachers and the research scholars promotes the quality of research.

- Community engagement

NSS, NCC and Scouting activities invite community engagements.

- Human resource management

Extra-curricular activities and workshops on personality development help in the creation of human resource.

- Industry interaction

Industrial tour is organised in some of the subjects to expose the students towards the industry.

6.2.5 How does the Head of the institution ensure that adequate information (from feedback and personal contacts etc.) is available for the top management and the stakeholders, to review the activities of the institution?

This is ensured through meetings and personal interaction.

6.2.6 How does the management encourage and support involvement of the staff in improving the effectiveness and efficiency of the institutional processes?

Through appreciation and moral boosting the management encourages the staff to help in improving the effectiveness and efficiency of the institutional processes.

6.2.7 Enumerate the resolutions made by the Management Council in the last year and the status of implementation of such resolutions.

Resolutions passed last years

6.2.8 Does the affiliating university make a provision for according the status of autonomy to an affiliated institution? If 'yes', what are the efforts made by the institution in obtaining autonomy?

No

6.2.9 How does the Institution ensure that grievances / complaints are promptly attended to and resolved effectively? Is there a mechanism to analyze the nature of grievances for promoting better stakeholder relationship?

Proctorial Board/ ARC/SGRC take care of all these affairs and make all efforts to establish a close relationship among the stakeholders.

6.2.10 During the last four years, had there been any instances of court cases filed by and against the institute? Provide details on the issues and decisions of the courts on these?

One case was reported last year. It is pending in the court.

6.2.11 Does the Institution have a mechanism for analyzing student feedback on institutional performance? If 'yes', what was the outcome and response of the institution to such an effort?

During regular meetings of the various committees, contents of feedback are analysed. Unfortunately, responsiveness through feedback is very low.

6.3 Faculty Empowerment Strategies

6.3.1 What are the efforts made by the institution to enhance the professional development of its teaching and non teaching staff?

Invited lectures and training courses are organized on regular basis to enhance the professional development of its teaching and non teaching staff.

6.3.2 What are the strategies adopted by the institution for faculty empowerment through training, retraining and motivating the employees for the roles and responsibility they perform

During public gathering staff members are requested to perform their roles and responsibilities with full honesty and sincerity.

6.3.3 Provide details on the performance appraisal system of the staff to evaluate and ensure that information on multiple activities is appropriately captured and considered for better appraisal.

Personal complaint registered by the parents/guardians regarding the teaching & learning process adopted by the teachers helps in appraisal. Teachers are advised to make necessary corrections in the interest of the students.

- 6.3.4 What is the outcome of the review of the performance appraisal reports by the management and the major decisions taken? How are they communicated to the appropriate stakeholders?

Performance appraisal report given by the management, based on the observations, is communicated among the teachers by the head of the institution in a decent manner by organizing a high tea. The principal requests to the teachers to make necessary corrections according to the suggestions so that quality in all respect can be maintained..

- 6.3.5 What are the welfare schemes available for teaching and non teaching staff? What percentage of staff have availed the benefit of such schemes in the last four years?

For the welfare of teaching and non teaching staff there is no any specific programme in the college. Mutual cooperation and financial support is provided to the staff member, if they report any trouble, on the initiation of respective associations.

- 6.3.6 What are the measures taken by the Institution for attracting and retaining eminent faculty?

Retired eminent faculty is offered attractive honorarium, comfortable and conducive working condition and full respect to retain them in the institution.

#### 6.4 Financial Management and Resource Mobilization

- 6.4.1 What is the institutional mechanism to monitor effective and efficient use of available financial resources?

Finance committee constituted under the suitable provisions monitor all financial affairs of the college. Head of the departments give proposals as per need of the students, department and staff

6.4.2 What are the institutional mechanisms for internal and external audit? When was the last audit done and what are the major audit objections? Provide the details on compliance.

Certificate of the audit report (Last four years) is given below.



LA/29(12)  
31-8-12

सां0/33/16.08.12  
स्थानीय विधि लेखा परीक्षा विभाग, उ०प्र०, इलाहाबाद

प्राचार्य तिलकचारी पी०जी०कॉलेज  
जीनपुर

सम्परीक्षा आख्या

लेखे का नाम-तिलकचारी पी०जी०कॉलेज, जीनपुर

अवधि- वर्ष 2011-12

सम्परीक्षा तिथि-सम्परीक्षा दिनांक दिनांक 19.04.12 को प्रारंभ एवं दिनांक 19.06.12 को समाप्त होगी।

प्रशासन

आलोच्य वर्ष में संस्था के प्रबंधक तथा प्राचार्य पद पर कनक अशोक कुमार सिंह तथा डा० उदय पाल सिंह आसीन रहे।

वेतन खाते का संचालन प्रबंधक तथा क्षेत्रीय उच्च शिक्षा अधिकारी, वाराणसी द्वारा समुक्त रूप से किया गया था।

सम्परीक्षा आख्या भाग-क

1. निधियों तथा सम्पत्ति की हानि एवं दुर्घिनियोग-शून्य
2. गबन- शून्य
3. अधिक/अनियमित/अमान्य/परिहार्य व्यय

(क) ₹० 7500.00 का अधिक भुगतान

संस्था द्वारा अनुसंधान विधि से मे० एडिटेड इलेक्ट्रॉनिक्स सिस्टम, जीनपुर के विधि लेखा 07 दिनांक 18.04.11 से डेल लैपटाप, ग्रीन सेरमिक बोर्ड, पेन ड्राइव तथा इलेक्ट्रॉनिक्स केस की कुल ₹० 87850.00 में कय पत्रावली पर प्रभासी कृषि अर्थशास्त्र द्वारा उपरोक्त टिप्पणी अंकित की गयी थी कि फर्म द्वारा सामग्रियों को वास्तव मूल्य से अधिक मूल्य पर आपूर्ति की गयी है। फर्म द्वारा डेल लैपटाप ₹० 53000.00 में पूर्ण की गयी थी, जबकि पत्रावली में संलग्न डेल कम्पनी की मूल्य सूची के अनुसार उसी विशेषताओं के डेल लैपटाप का मूल्य ₹० 36500.00 था। इस प्रकार फर्म द्वारा ₹० 16500.00 अधिक मूल्य लिया जा रहा था। उभारे महाधय द्वारा उपरोक्त टिप्पणी का उपरान्त कय पत्रावली पर पुनः टिप्पणी अंकित थी कि 'फर्म से बात हो गयी है, फर्म लैपटाप का ₹० 44400.00 लेने के लिए सहमत है। परिणामस्वरूप फर्म को दिनांक 10.06.11 को उच्च प्रशासन संख्या-63 द्वारा ₹० 77650.00 का भुगतान किया गया था। जब उक्त लैपटाप खुले बाजार में ₹० 36500.00 में उपलब्ध था तो संस्था द्वारा उसे ₹० 44400.00 में कय दिये जाने से ₹० 7790.00 का अधिक व्यय हुआ था, जो सम्परीक्षा की दृष्टि में अपमान है इसकी प्रतिपूर्ति फर्म से वास्तविकताओं अर्पित है।

LA 51  
29-2-12  
डी.डी.जी.डी. कॉलेज, जौनपुर

सं. 64

स्थानीय निधि लेखा परीक्षा विभाग, उत्तर प्रदेश, इलाहाबाद।

लेखक का नाम :- डी.डी.जी.डी. कॉलेज, जौनपुर, डी.डी.जी.डी. विभाग सहित।

अर्द्धिक- 2010-11

समस्यतीका तिथि :- समस्यतीका दिनकि 1-10-2011 को प्रारम्भ एवं दिनकि 31-1-2012 को समाप्त हई।

प्रजासन :- जनकोष धरि में श्री अशोक कुमार सिंह, उपसन्क व डी.डी. उदधाम सिंह प्रजापट पद पर कार्यरत रहे।

अहस्य पितस्य का कार्यसन्क व लेखकधकारी कोषलिय जिला पितलय निरीक जौनपुर द्वारा संयुक्त रूप से किया गया।

लेखा परीका का स्वर :- साकेतिक लेखा परीका।

भाग 2 के

- 1- निमित्तों एवं समस्यतियों की हानि एवं दुर्दिनियोग :- कोई नहीं।
- 2- गलत :- कोई नहीं।
- 3- अधिक/अधिकारित धन, जनानुसोधित अकिठान के कारण धन और भूत का अनियमित, अवचय या अधिक धन :-  
अनुदान जाधोग के पत्र कि सं. -4-294/2008 -डी.डी.जी.डी.के. सं. 2008/2008 दिनाकि 30-9-2010 द्वारा कु. इधेतासिंह को डी.डी.जी.डी. सं. 2008/2008 के अन्तर्गत फेरो निग लेखु सं. 60,000/- दीस्ता था। इस धन की प्राप्ति स्वर कु. इधेतासिंह के हस्तावर नहीं थे बलिक उक्त धन श्री एस.एन. उपाध्याय द्वारा प्राप्त किया गया था। ऐसी दशा में उक्त मुक्तान अनियमित था। इसकी जधि कराकर स्थिति स्वरुकी जाय तथा जानामी समस्यतीक में भी दिबाया जाय।
- 4- राजक की हानि :- प्रकरणा नहीं।
- 5- हस्तात या वृणी किसे मये गिाया या अन्य किसे प्रयोजनों से समस्यतीक

1. श्री. व. प्रचार्य, डी.डी. पी.जी. कॉलेज, जौनपुर  
30-4-11

BT/02/21.04.11

स्थानीय निधि लेखा परीक्षा विभाग, उत्तर प्रदेश, जलहाबाद

सम्परीक्षा आरक्षण - 2009-10

लेखा का नाम :- टी.डी. पी.जी. कॉलेज, जौनपुर & बी.एड. विभाग सहित ।

अवधि :- 2009-10

सम्परीक्षा तिथि :- दिनांक 14.02.11 को प्रारंभ व दिनांक 30.03.11 को समाप्त हुई ।

प्राप्तन :- आलोच्य वर्ष में श्री उदयमान सिंह, प्रचार्य व श्री अशोक कुमार सिंह, प्रबन्धक पद पर जातीय रहे ।

वेतन संदाय खाते का आहरण वितरण का कार्य प्रबन्धक व लेखाधिकारी कार्यालय

जिला विद्यालय निरीक्षक, जौनपुर द्वारा संपुष्ट रूप से किया गया ।

लेखा परीक्षा का स्वरूप :- संकेतिक लेखा परीक्षा ।

भाग "क"

द्वितीय एवं सामान्य महत्त्व की अनियमितताएं :-

1. निधियों और सम्पत्ति की हानि और दुर्विनियोजन :-

1. मकान किराया की कटौती न होने से रु. 7200-00 की क्षति :-

वेतन व्ययों की जांच में पाया गया कि महा विद्यालय के स्वामियों के आधार आवातों में से एक वृत्त के श्री कर्मचारी एवं छः शिक्षक के वेतन से कुलमः रु. 90-00 व रु. 150-00 प्रतिमाह की दर से किराया की कटौती होती थी जिससे प्रतिमाह अनुरक्षण निधि को रु. 1140-00 की आय होती थी। चार आवातों से चार शिक्षकों से यह कटौती नहीं हो रही थी जिससे रु. 150x4x12 = 7,200-00 आलोच्य वर्ष में अनुरक्षण निधि को क्षति हुई थी। यदि पूर्व वर्षों में भी किराया अर्थात् हो तो पूरी अवधि की कटौती कर क्षति की प्रतिपूर्ति कराई जाय।

2. दो गहन :- शून्य ।

3. तीन अधिक/ अनियमित व्यय, अनुमोदित अधिकतम के कारण वेतन और भत्तों का अनियमित भुगतान, अव्यय या अधिक व्यय :- शून्य ।

4. चार राजस्व की हानि :-

आकर की क्षति रु. 167-00 व स्वयं द्वारा जमा रु. 10,000-00 का बालान आगत :-

डा. एन. एल. सिंह, रीडर, गैथ के आकर स्वकीयता पत्र की जांच में पाया गया कि कुल आय रु. 5,87,540-00 पर आकर गहन के समय 5,00,001 से 5,87,540 पर

LA 29 (A) प्रचारि, डी०डी० डिग्री कालेज, नौसपुर

5A/28

31-7-09

संस्थान की संस्थापक परिषद, विभाग, उच्च शिक्षा, जिला, जलवायव

सम्बन्धी शिकायत-पीएम-एचएम

संस्था का नाम :- डी०डी० डिग्री कालेज, नौसपुर

अवधि :- वर्ष 2008-09

1- प्रस्ताव :- आलोच्य अवधि में संस्था के प्रवन्धक पर श्री जगत कुमार सिंह स्व. प्रवन्धक पर श्री उदय नाथ सिंह वर्षा पर्यन्त पदासीन रहे। आहरण वितरण अधिकांश के रूप में प्रवन्धक/सहायिका की कार्यवाही जिला विधान सभ, लौसपुर चारण संयुक्त रूप से कार्य किया गया।

सम्बन्धी शिकायत :- उक्त शिकायतों का अनिस्तारित आपत्तियों का विवरण निम्नलिखित है :-

अनिस्तारित आपत्तियों का विवरण

संस्था का नाम :- डी०डी० डिग्री कालेज, नौसपुर

अवधि	अनुच्छेद	पद	संख्या
		1 से 15	15
1966-67			12
1969-70	3, 4, 5, 6, 7, 8, 9, 10, 11, 12, 13, 14, 15		01
1970-71	5, 6, 7, 8, 9, 10, 11, 12, 13, 14, 15		07
1971-72	3, 4, 5, 6, 7, 8, 9, 10, 11, 12, 13, 14, 15		02
1972-73	9, 10, 11, 12, 13, 14, 15		
1977-78	5, 6, 7, 8, 9, 10, 11, 12, 13, 14, 15		20
1978-79	7, 8, 9, 10, 11, 12, 13, 14, 15		12
1980-81			01
1982-83	7, 8, 9, 10, 11, 12, 13, 14, 15		04
1983-84	13, 14, 22, 29		02
1986-87	5, 6, 7, 8, 9, 10, 11, 12, 13, 14, 15		05
1988-89	15, 16, 17, 18, 19, 20, 21, 22, 23, 24, 25, 26, 27, 28, 29, 30, 31		



Internal audit is done by the C A of the college every year. External audit is done by the government audit agencies in due course. Last audit was done in 2011-12. Serious efforts are being done to avoid the mistakes pointed by the audit team in the audit report.

- 6.4.3 What are the major sources of institutional receipts/funding and how is the deficit managed? Provide audited income and expenditure statement of academic and administrative activities of the previous four years and the reserve fund/corpus available with Institutions, if any.

Fees, grants and donation are the major source of institutional receipt. Audited income and expenditure statement of academic and administrative activities is being given here

- 6.4.4 Give details on the efforts made by the institution in securing additional funding and the utilization of the same (if any).

N A

- 6.5 Internal Quality Assurance System (IQAS)

- 6.5.1 Internal Quality Assurance Cell (IQAC)

- a. Has the institution established an Internal Quality Assurance Cell (IQAC)? If 'yes', what is the institutional policy with regard to quality assurance and how has it contributed in institutionalizing the quality assurance processes?

We have duly constituted IQAC. Institution has a transparent policy for maintaining quality. Academic calendar prepared by IQAC ensure quality in all respect in the campus.

- b. How many decisions of the IQAC have been approved by the management/ authorities for implementation and how many of them were actually implemented?

Most of the recommendations made by the IQAC were implemented or being implemented by the management and authorities.



- c. Does the IQAC have external members on its committee? If so, mention any significant contribution made by them.

IQAC has two members from outside of the campus. To establish society-institution interface we have opted Mr Surendra Singh Ex M L A of Sadar and for campus-industry interface Mr Ashok Kumar (East U P Head of R\_LEAP). They contributed in several ways to improve the quality in the campus.

- d. How do students and alumni contribute to the effective functioning of the IQAC?

Observations and suggestions given by students and alumni contribute significantly in the effective functioning of the IQAC.

- e. How does the IQAC communicate and engage staff from different constituents of the institution?

Faculty wise Sub committees are formed and department level meetings are organized to communicate important decisions or to seek the cooperation of staff members on a particular issue.

- 6.5.2 Does the institution have an integrated framework for Quality assurance of the academic and administrative activities? If 'yes', give details on its operationalisation.

Academic calendar prepared by the IQAC tries to integrate the academic and administrative activities in such a way so that quality in the campus can be assured.

- 6.5.3 Does the institution provide training to its staff for effective implementation of the Quality assurance procedures? If 'yes', give details enumerating its impact.

Experts/Administrators and professionals are invited to deliver lecture on professional efficiency to enhance the proficiency of the staff members so that effective implementation of the IQAC can be assured.

- 6.5.4 Does the institution undertake Academic Audit or other external review of the academic provisions? If 'yes', how are the outcomes used to improve the institutional activities?



We are planning to establish such system in near future.

6.5.5 How are the internal quality assurance mechanisms aligned with the requirements of the relevant external quality assurance agencies/regulatory authorities?

Academic calendar is prepared in order to accommodate the quality measures required by the external quality assurance agencies/regulatory authorities.

6.5.6 What institutional mechanisms are in place to continuously review the teaching learning process? Give details of its structure, methodologies of operations and outcome?

Observation, personal experiences, face to face interview and meetings are the tool to review the teaching learning process continuously.

6.5.7 How does the institution communicate its quality assurance policies, mechanisms and outcomes to the various internal and external stakeholders?

We post plan and outcomes on our website and publish it in the prospectus which we publish annually.

Any other relevant information regarding Governance Leadership and Management which the college would like to include.

All relevant information has been covered under different heads mentioned above.

#### CRITERIA VII: INNOVATIONS AND BEST PRACTICES

7.1 Environment Consciousness

7.1.1 Does the Institute conduct a Green Audit of its campus and facilities?

Institute makes all effort to maintain the greenery of the campus.

7.1.2 What are the initiatives taken by the college to make the campus eco-friendly?



- \* Energy conservation

Students are advised to avoid the use of vehicles on Saturdays for energy conservation.

- \* Use of renewable energy

We are planning to use and promote renewable energy.

- \* Water harvesting

There is a huge pond in the campus which helps us in achieving the goal of water harvesting.

- \* Check dam construction

No

- \* Efforts for Carbon neutrality

Use of Vehicles in the campus is discouraged to reduce the carbon level.

- \* Plantation

Through National Service Scheme we promote plantation in the campus as well as outside.

- \* Hazardous waste management

Arrangements are yet to be done.

- \* e-waste management

Arrangements are yet to be done.

## 7.2 Innovations

7.2.1 Give details of innovations introduced during the last four years which have created a positive impact on the functioning of the college.

1- Decentralization of power

2- Freedom of decision making at department level

3- Use of website to maintain transparency in working style.

4- Automation of account section.

5- Participatory method of teaching.



### 7.3 Best Practices

7.3.1 Elaborate on any two best practices as per the annexed format (see page ...) Which have contributed to the achievement of the Institutional Objectives and/or contributed to the Quality improvement of the core activities of the college?

- 1- Constitution of IQAC.
- 2- Academic calendar prepared by IQAC helps in achieving the objectives of the institution in all respect.



## PART E

### *Inputs from each of the Department*

#### Faculty of Arts

#### Evaluative Report of the Ancient History Department

The Self-evaluation of every department may be provided separately in about 3-4 pages, avoiding the repetition of the data.

1. Name of the department-Ancient History, Archeology & Culture.
2. Year of Establishment-U.G.1963,PG-1970
3. Names of Programmes / Courses offered (UG, PG, M.Phil., Ph.D., Integrated Masters; Integrated Ph.D., etc.) - U.G.& PG, P.hD.
4. Names of Interdisciplinary courses and the departments/units involved- Nil
5. Annual/ semester/choice based credit system (programme wise) -Annual
6. Participation of the department in the courses offered by other departments- Nil
7. Courses in collaboration with other universities, industries, foreign institutions, etc.- Nil
8. Details of courses/programmes discontinued (if any) with reasons- Nil
9. Number of Teaching posts

	sanctioned	Filled
	07	07
Professors	–	–
Associate Professors	00	03( By Promotion)
Asst. Professors	–	04

10. Faculty profile with name, qualification, designation, specialization, (D.Sc./D.Litt. /Ph.D. / M. Phil. etc.,)

Name	Qualification	Designation	Specialization	No. of Years of Experience	No. of Ph.D. Students guided for the

				e	last 4 years
Dr.A.K.Singh	M.A.,Ph.D.	Asso. Prof.	Api and Num.	25	05
Dr.R.K.Gupta	M.A.,Ph.D.	Asso. Prof.	Art&Arche.,Relig -ion &Philosophy	17	01
Dr.S.N.Upadhyay	M.A.,Ph.D.	Asso. Prof.	Archeology	26	05
Dr.A.S.Chaudhary	M.A.,Ph.D.	Sr. Lecturer	Socio-Economic	11	–
Dr.Pradeep Singh	M.A.,Ph.D.	Lecturer	Art & Ancient	10	–
Dr.Siddharth Singh	M.A.,Ph.D.	Lecturer	Socio-Economic	07	–
Dr.Y.P.Singh	M.A.,Ph.D.	Lecturer	Political History	04	–

11. List of senior visiting faculty-X
12. Percentage of lectures delivered and practical classes handled(programme wise) by temporary faculty-X
13. Student -Teacher Ratio (programme wise)UG-450/07,PG-200/07
14. Number of academic support staff (technical) and administrative staff; sanctioned and filled-  
Library Clerk-01
15. Qualifications of teaching faculty with DSc/ D.Litt/ Ph.D/ MPhil/PG.-PhD.
16. Number of faculty with ongoing projects from a) National b) International funding agencies and grants received-X
17. Departmental projects funded by DST-FIST; UGC, DBT, ICSSR, etc. and total grants received-UGC New Delhi Minor Research Project,Date-11Sep,1994,Rs.-15000/-
18. Research Centre /facility recognized by the University-Yes
19. Publications:

\* a) Publication per faculty

Name	No. of Refresher &	Books	Research Paper	Workshop
------	--------------------	-------	----------------	----------

	orientation				
	Ref.	Ori.			
Dr.Ajay Kr. Singh	–	–	01	01	00
Dr.Raj kumar Gupta	–	–	–	03	01
Dr.S.N.Upadhyay	–	–	–	12	04
Dr.Anand Shankar	02	–	02	05	10
Dr.Pradeep Singh	–	–	01	01	–
Dr.Siddharth Singh	–	–	–	–	–
Dr.Yogendra Pt.Singh				06	–

- \* Number of papers published in peer reviewed journals (national / international) by faculty and students -08
- \* Number of publications listed in International Database (For Eg: Web of Science, Scopus, Humanities International Complete, Dare Database - International Social Sciences Directory, EBSCO host, etc.)
- \* Monographs
- \* Chapter in Books-
- \* Books Edited
- \* Books with ISBN/ISSN numbers with details of publishers-01
- \* Citation Index
- \* SNIP
- \* SJR
- \* Impact factor
- \* h-index

20. Areas of consultancy and income generated -

21. Faculty as members in

a) National committees b) International Committees c) Editorial Boards.... Yes

22. Student projects

a) Percentage of students who have done in-house projects including inter departmental/programme-X



b) Percentage of students placed for projects in organizations outside the institution i.e.in  
 Research laboratories/Industry/other agencies-X

23. Awards/ Recognitions received by faculty and students-X

24. List of eminent academicians and scientists/ visitors to the department-X

25. Seminars/ Conferences/Workshops organized & the source of funding -X

a)National -

b)International-

26. Student profile programme/course wise: N A

Name of the Course/programme (refer question no. 4)	Applications received	Selected	Enrolled		Pass percentage
			*M	*F	

\*M=Male F=Female

27. Diversity of Students

Name of the Course	% of students from the same state	% of students from other States	% of students from abroad
UG	100%	X	X
P.G.	100%	X	X
P.hD.	100%	X	X

28. How many students have cleared national and state competitive examinations such as NET, SLET, GATE, Civil services, Defense services, etc. ?



29. Student progression

Student progression	Against % enrolled
UG to PG	50
PG to M.Phil.	Nil
PG to Ph.D.	02
Ph.D. to Post-Doctoral	Nil
Employed	X
• Campus selection	X
• Other than campus recruitment	X
Entrepreneurship/Self-employment	

30. Details of Infrastructural facilities

- a) Library – Yes
- b) Internet facilities for Staff & Students -Yes
- c) Class rooms with ICT facility-X
- d) Laboratories-Not required-X

31. Number of students receiving financial assistance from college, university, government or other agencies-X

32. Details on student enrichment programmes (special lectures / workshops / seminar) with external experts-X

33. Teaching methods adopted to improve student learning-Seminar.

34. Participation in Institutional Social Responsibility (ISR) and Extension activities-N.S.S..

35. SWOC analysis of the department and Future plans-X

Improvement in teaching qualities.

Improvement in teaching methods.

Efforts will be made for the establishment of research facilities better.

## Evaluative Report of the Economics Department

The Self-evaluation of every department may be provided separately in about 3-4 pages, avoiding the repetition of the data.

Name of the department- Economics

Year of Establishment- U.G.-1951 P.G.-1996

Names of Programmes / Courses offered (UG, PG, M.Phil., Ph.D., Integrated Masters; Integrated Ph.D., etc.)- U.G.,P.G.,P.hD.

1. Names of Interdisciplinary courses and the departments/units involved-Null
2. Annual/ semester/choice based credit system (programme wise) -Annual
3. Participation of the department in the courses offered by other departments-Null
4. Courses in collaboration with other universities, industries, foreign institutions, etc.- Null
5. Details of courses/programmes discontinued (if any) with reasons - Null
6. Number of Teaching posts

	sanctioned 03+03(S.F)	Filled 02+03(S.F)
Professors	0	0
Associate Professors	0	02(By Promotion)
Asst. Professors	03+03(S.F)	(Vacant-01)+3(S.F)

7. Faculty profile with name, qualification, designation, specialization, (D.Sc./D.Litt. /Ph.D. / M. Phil. etc.,)

Name	Qualification	Designation	Specialization	No. of Years of Experience	No. of Ph.D. Students guided for the last 4 years

Dr.A.K.Singh	M.A.,P.hD.	Associate Proff.	Economic Theory& International Trade	23	05
Dr.R.N.Ojha	M.A.,P.hD.	Associate Proff	Monetary& Taught	19	03
Dr.Kislay Upadhyay	M.A.,P.hD.	Asst.Prof.	International& Agriculture	10	Nil
Dr.M.K.Pal	M.A.,P.hD.	Asst.Prof.	Economic Growth& Statistics	06	Nil
Dr.Deeksha Singh	M.A.,P.hD.	Asst.Prof.	Public Finance & Democracy	02	Nil
Vacant	- - - - -	- - - - -	- - - - - -	- - - - -	- - - - -

8. List of senior visiting faculty- Nil
9. Percentage of lectures delivered and practical classes handled(programme wise) by temporary faculty
10. Student -Teacher Ratio (programme wise) UG-1:80,PG-1:30
11. Number of academic support staff (technical) and administrative staff; sanctioned and filled- Technical-01,Clerk-01,Peon-01
12. Qualifications of teaching faculty with DSc/ D.Litt/ Ph.D/ MPhil/PG.,P.hD.
13. Number of faculty with ongoing projects from a) National b) International funding agencies and grants received- Nil
14. Departmental projects funded by DST-FIST; UGC, DBT, ICSSR, etc. and total grants

received- Minor Projects of Rs. 45000/- Major Projects of Rs.472000/- Total= 517000/=  
Funded by U.G.C.

15. Research Centre /facility recognized by the University

16. Publications:

- \* a) Publication per faculty (i) Dr.A.K.Singh-21(ii)Dr.R.N.Ojha-15
- \* Number of papers published in peer reviewed journals (national / international) by faculty and students –(i)21,(ii)15
- \* Number of publications listed in International Database (For Eg: Web of Science, Scopus, Humanities International Complete, Dare Database - International Social Sciences Directory, EBSCO host, etc.)
- \* Monographs-X
- \* Chapter in Books-12by Dr.A.K.Singh
- \* Books Edited -02 by Dr.A.K.Singh
- \* Books with ISBN/ISSN numbers with details of publishers-03 By Dr.A.K.Singh
- \* Citation Index - X
- \* SNIP- X
- \* SJR- X
- \* Impact factor - X
- \* h-index - X

17. Areas of consultancy and income generated –N.A.

18. Faculty as members in

a) National committees b) International Committees c) Editorial Boards...Yes

19. Student projects

a) Percentage of students who have done in-house projects including inter departmental/programme-Null

b) Percentage of students placed for projects in organizations outside the institution i.e.in Research laboratories/Industry/other agencies- Record is not available.

20. Awards/ Recognitions received by faculty and students-Null

21. List of eminent academicians and scientists/ visitors to the department-See the list on back



page.

1. Prof. K.D.Gaur, Director, ICSSR, New Delhi.
2. Prof. A.D.N.Bajpayee, Vice-Chancellor, Shimla.
3. Prof. M. Muzzamil, Vice-Chancellor, Rohil Khand Uni, Barailly
4. Prof. P.K.Chaubey, Indian Institute of Public Administration, New Delhi.
5. Prof.U.S.Rai, Allahabad Central Uni., Allahabad
6. Prof. G.C.Tripathi
7. Prof. Rajendra Rai, B.H.U., Varanasi
8. Prof. B.V.Singh, Director, Nepal Study Centre, VNS.
9. Prof. Dev Raj, Registrar, Tibetan Institute, Sar Nath VNS.
10. Prof. N. bahadur, Lucknow , University, Lucknow.

22. Seminars/ Conferences/Workshops organized & the source of funding

- a) National –Seminar-01 –Year-2008, Workshop-01- Year-2011 Funded by U.G.C.
- b) International-None

23. Student profile programme/course wise:

Name of the Course/programme (refer question no. 4)	Applications received	Selected	Enrolled		Pass percentage
			*M	*F	

\*M=Male F=Female

24. Diversity of Students

Name of the Course	% of students from the same state	% of students from other States	% of students from abroad



U.G.	95%	5%	X
P.G.	95%	5%	X
Ph.D.	70%	20%	10%

25. How many students have cleared national and state competitive examinations such as NET, SLET, GATE, Civil services, Defense services, etc. ?

1. Sri P.N. Maurya
2. (Kum.) Neetu Singh
3. Shri Durgesh Kumar Pathak
4. Dr. M.K. Pal
5. (Kum.) Roli Mishra

26. Student progression

Student progression	Against % enrolled
UG to PG	15%
PG to M.Phil.	X
PG to Ph.D.	2.5%
Ph.D. to Post-Doctoral	X
Employed	Data not available
• Campus selection	X
• Other than campus recruitment	Data not available
Entrepreneurship/Self-employment	Data not available

27. Details of Infrastructural facilities

- a) Library -Yes
- b) Internet facilities for Staff & Students- -Yes
- c) Class rooms with ICT facility-Yes
- d) LaboratoriesNot applicable.

28. Number of students receiving financial assistance from college, university, government or other agencies-More than 40%

29. Details on student enrichment programmers (special lectures / workshops / seminar) with

external experts-See the list of S.No. 24

30. Teaching methods adopted to improve student learning-Seminars, Lecture, Group Discussion.
31. Participation in Institutional Social Responsibility (ISR) and Extension activities-N.C.C., N.S.S & Scouting.
32. SWOC analysis of the department and Future plans-The department of Economics established in the year 1951 gained its P.G. status in the Year 1996 under self finance Scheme. The department is playing a vital role in teaching, research & extension. But due to learns of well equipped infrastructure. The department is unable to provide better teacher, taught, ratio, quality oriented education, professional skills and up gradation to the students which is much more needed in future. Kindly in new the global change in education.

### Evaluative Report of the English Department

The Self-evaluation of every department may be provided separately in about 3-4 pages, avoiding the repetition of the data.

1. Name of the department -English
2. Year of Establishment---- UG 1948,PG.1983
3. Names of Programmes / Courses offered (UG, PG, M.Phil., Ph.D., Integrated Masters; Integrated Ph.D., etc.) UG. , PG.and PhD.
4. Names of Interdisciplinary courses and the departments/units involved- Nill
5. Annual/ semester/choice based credit system (programme wise) --- Annual
6. Participation of the department in the courses offered by other departments--- Nil
7. Courses in collaboration with other universities, industries, foreign institutions, etc.--- Nil
8. Details of courses/programmes discontinued (if any) with reasons --- Nil



9. Number of Teaching posts

	sanctioned 06	Filled 05
Professors	Nil	Nil
Associate Professors	Nil	03 (by CAS)
Asst. Professors	06	02

10. Faculty profile with name, qualification, designation, specialization, (D.Sc./D.Litt. /Ph.D. / M. Phil. etc.,)

Name	Qualification	Designation	Specialization	No. of Years of Experience	No. of Ph.D. Students guided for the last 4 years
Dr. Gyananan Shukla		Ass. Prof.	Critical Theory Phonetics	36 years	02
Dr. Vandana Dubey		Ass. Prof.	Indian English Literature	22 years	01
Dr. Prabhakar Singh		Asst. Prof.	Modern Literature	21 years	Nil
Dr. Gyanendra Dhar Dubey		Asst. Prof.	Critical Theory Met-Poetry	10 years	Nil
Dr. Chhaya Singh		Asst. Prof.	Indian English Literature	7 years	Nil

11. List of senior visiting faculty----- Nil
12. Percentage of lectures delivered and practical classes handled(programme wise) by temporary faculty---- 20%
13. Student -Teacher Ratio (programme wise)--- UG-1:183/PG-1:42
14. Number of academic support staff (technical) and administrative staff; sanctioned and filled- --- Nil
15. Qualifications of teaching faculty with DSc/ D.Litt/ Ph.D/ MPhil/PG.----All PhD.
16. Number of faculty with ongoing projects from a) National b) International funding agencies and grants received---- Nil
17. Departmental projects funded by DST-FIST; UGC, DBT, ICSSR, etc. and total grants received---Nil
18. Research Centre /facility recognized by the University----- Yes
19. Publicationsa)
 

1-Dr. Gyananan Shukla	07
2-Dr.Vandana Dubey	03
3-Dr.Prabhakar Singh	08
4-Dr. Gyanendra Dhar Dubey	03
5-Dr. Chhaya Singh	03

Publication per faculty ----

- \* Number of papers published in peer reviewed journals (national / international) by faculty and students
- \* Number of publications listed in International Database (For Eg: Web of Science, Scopus, Humanities International Complete, Dare Database - International Social Sciences Directory, EBSCO host, etc.)Nil
- \* Monographs Nil
- \* Chapter in Books Nil
- \* Books Edited Nil

- \* Books with ISBN/ISSN numbers with details of publishers Nil
- \* Citation Index Nil
- \* SNIP Nil
- \* SJR Nil
- \* Impact factor Nil
- \* h-index Nil

20. Areas of consultancy and income generated ----- NA

21. Faculty as members in -----

a) National committees b) International Committees c) Editorial Boards....

1-Dr. Gyananand Shukla- Chief Editor MANTHAN College Magazine.

3-Dr.Prabhakar Singh

4-Dr. Gyanendra Dhar Dubey both members of the same editorial board.

22. Student projects Nil

a) Percentage of students who have done in-house projects including inter departmental/programme Nil

b) Percentage of students placed for projects in organizations outside the institution i.e.in Research laboratories/Industry/other agencies----- Nil

23. Awards/ Recognitions received by faculty and students-----

Dr. Vandana Dubey: Selected as facilitator TOT in UGC sponsored programmer of capacity building of Women managers in Higher Education-2010 organized Women's studies cubes, kurukshetra university, Hariyana.

24. List of eminent academicians and scientists/ visitors to the department

25. Seminars/ Conferences/Workshops organized & the source of funding --- NA

a)National ---- Nil

b)International----- Nil

26. Student profile programme/course wise:

Name of the Course/programme (refer question no. 4)	Applications received	Selected	Enrolled		Pass percentage
			*M	*F	
Nil	Nil	Nil	Nil	Nil	Nil

Name of the Course/programme (refer question no. 4)	Applications received	Selected	Enrolled		Pass percentage
			*M	*F	
Nil	Nil	Nil	Nil	Nil	Nil
Nil	Nil	Nil	Nil	Nil	Nil
Nil	Nil	Nil	Nil	Nil	Nil
Nil	Nil	Nil	Nil	Nil	Nil
Nil	Nil	Nil	Nil	Nil	Nil

\*M=Male F=Female

#### 27. Diversity of Students

Name of the Course	% of students from the same state	% of students from other States	% of students from abroad
UG	95%	5%	Nil
PG	96%	4%	Nil
Ph.D%.	95%	15%	Nil

28. How many students have cleared national and state competitive examinations such as NET, SLET, GATE, Civil services, Defense services, etc. 02 NET/SELT

#### 29. Student progression

Student progression	Against % enrolled
UG to PG	60%
PG to M.Phil.	- Nil ---
PG to Ph.D.	---5%
Ph.D. to Post-Doctoral	-- Nil
Employed	Record .not available .
• Campus selection	Nil
• Other than campus recruitment	Record .not available

Student progression	Against % enrolled
Entrepreneurship/Self-employment	Record .not available

30. Details of Infrastructural facilities

- a) Library yes
- b) Internet facilities for Staff & Students yes
- c) Class rooms with ICT facility nil
- d) Laboratories NA

31. Number of students receiving financial assistance from college, university, government or other agencies----- above 90%

32. Details on student enrichment programmes (special lectures / workshops / seminar) with external experts----- Nil

33. Teaching methods adopted to improve student learning—Seminar, G.D., interactive method.

34. Participation in Institutional Social Responsibility (ISR) and Extension activities--- N.C.C., N.S.S, Scouting.

35. SWOC analysis of the department and Future plans

The demand of the subject is quite significant for majority of student defying admission to humanities stream; English is the most preferred subject.

One post of Assistant prof. is still lying vacant because of while we feel strained writer higher work-load..Most of the students come from rural background and there fore lack

In language proficiency. We are planning to start a diploma course in communication English in near future to overcome this difficulty.Sevinars and conferences will be organized from time to time to enhance research and teaching.



## Evaluative Report of the Education Department

The Self-evaluation of every department may be provided separately in about 3-4 pages, avoiding the repetition of the data.

1. Name of the department ---Education
2. Year of Establishment---- 1968
3. Names of Programmes / Courses offered (UG, PG, M.Phil., Ph.D., Integrated Masters; Integrated Ph.D., etc.) UG. , PG..
4. Names of Interdisciplinary courses and the departments/units involved- Nil
5. Annual/ semester/choice based credit system (programme wise) --- Annual
6. Participation of the department in the courses offered by other departments--- Nil
7. Courses in collaboration with other universities, industries, foreign institutions, etc.--- Nil
8. Details of courses/programmes discontinued (if any) with reasons --- Nil
9. Number of Teaching posts

	sanctioned	Filled
Professors		
Associate Professors		
Asst. Professors	1+2	3

10. Faculty profile with name, qualification, designation, specialization, (D.Sc./D.Litt. /Ph.D. / M. Phil. etc.,)

Name	Qualification	Designation	Specilization	No. of Years of Experience	No. of Ph.D. Students guided for the last 4 years
Dr. Vikram Singh	M.A. PhD.	Assist. Prof.		5 years	Nil
Dr. Archana Srivastava	M.A. PhD	Assist. Prof		5 years	Nil
Ms. Deepa Singh	M.A.	Assist. Prof		5years	Nil

11. List of senior visiting faculty----- Nil
12. Percentage of lectures delivered and practical classes handled(programme wise) by temporary faculty---- 25% P.G.
13. Student -Teacher Ratio (programme wise)---B.A.-1:135,M.A.15:1
14. Number of academic support staff (technical) and administrative staff; sanctioned and filled--- support-1, Administrative-2
15. Qualifications of teaching faculty with DSc/ D.Litt/ Ph.D/ MPhil/PG.----- PhD.-3
16. Number of faculty with ongoing projects from a) National b) International funding agencies and grants received---- Nil
17. Departmental projects funded by DST-FIST; UGC, DBT, ICSSR, etc. and total grants received---Nil
18. Research Centre /facility recognized by the University----- Yes

- \* Publications:–
  - \* a) Publication per faculty ----
  - \* Number of papers published in peer reviewed journals (national / international) by faculty and students ---Nil
  - \* Number of publications listed in International Database (For Eg: Web of Science, Scopus, Humanities International Complete, Dare Database - International Social Sciences Directory, EBSCO host, etc.)
  - \* Monographs---Nil
  - \* Chapter in Books--Nil
  - \* Books Edited --Yes
  - \* Books with ISBN/ISSN numbers with details of publishers
  - \* Citation Index ----Nil
  - \* SNIP---Nil
  - \* SJR---Nil
  - \* Impact factor---Nil
  - \* h-index ---Nil
19. Areas of consultancy and income generated ----- Nil
  20. Faculty as members in ----- Nil
    - a) National committees b) International Committees c) Editorial Boards....
  21. Student projects
    - a) Percentage of students who have done in-house projects including inter departmental/programme
    - b) Percentage of students placed for projects in organizations outside the institution i.e.in Research laboratories/Industry/other agencies----- NA
  22. Awards/ Recognitions received by faculty and students----- NA
  23. List of eminent academicians and scientists/ visitors to the department
  24. Seminars/ Conferences/Workshops organized & the source of funding --- NA
    - a)National ---- Nil
    - b)International----- Nil
  25. Student profile programme/course wise: N A



Name of the Course/programme (refer question no. 4)	Applications received	Selected	Enrolled		Pass percentage
			*M	*F	

\*M=Male F=Female

26. Diversity of Students

Name of the Course	% of students from the same state	% of students from other States	% of students from abroad
UG	100%	Nil	Nil
PG	100%	Nil	Nil

27. How many students have cleared national and state competitive examinations such as NET, SLET, GATE, Civil services, Defense services, etc. Ramesh Yadav, Shipra Singh

28. Student progression

Student progression	Against % enrolled
UG to PG	10%
PG to M.Phil.	----
PG to Ph.D.	---
Ph.D. to Post-Doctoral	--
Employed	
<ul style="list-style-type: none"> <li>• Campus selection</li> <li>• Other than campus recruitment</li> </ul>	



Student progression	Against % enrolled
Entrepreneurship/Self-employment	

29. Details of Infrastructural facilities

- a) Library yes
- b) Internet facilities for Staff & Students yes
- c) Class rooms with ICT facility yes
- d) Laboratories

30. Number of students receiving financial assistance from college, university, government or other agencies----- More than 90%

31. Details on student enrichment programmes (special lectures / workshops / seminar) with external experts----- Nil

32. Teaching methods adopted to improve student learning—Seminar, Lecture, International.

33. Participation in Institutional Social Responsibility (ISR) and Extension activities--- N.C.C., N.S.S, Scouting.

34. SWOC analysis of the department and Future plans

Strength- Demand ratio is very high in the campus.

Weakness- High teacher taught ratio No permanent staff.

Opportunities- As PG is running under SFS, so we have no financial problem.

Challenge- No responsible faculty in the department that can handle the extension activities in the department.



## Evaluative Report of the Geography Department

The Self-evaluation of every department may be provided separately in about 3-4 pages, avoiding the repetition of the data.

1. Name of the department-Geography
2. Year of Establishment-
3. Names of Programmes / Courses offered (UG, PG, M.Phil., Ph.D., Integrated Masters; Integrated Ph.D., etc.) - U.G.& Ph.D.
4. Names of Interdisciplinary courses and the departments/units involved- Nil
5. Annual/ semester/choice based credit system (programme wise) - Annual
6. Participation of the department in the courses offered by other departments- Nil
7. Courses in collaboration with other universities, industries, foreign institutions, etc.- Nil
8. Details of courses/programmes discontinued (if any) with reasons- Nil
9. Number of Teaching posts

	sanctioned 08	Filled 05
Professors	–	–
Associate Professors	00	05
Asst. Professors	–	–

10. Faculty profile with name, qualification, designation, specialization, (D.Sc./D.Litt. /Ph.D. / M. Phil. etc.,)

Name	Qualification	Designation	Specilization	No. of Years of Experi	No. of Ph.D. Students guided for the last 4

				ence	years
Dr.R.P.Upadhyay	M.A.,D.P hil.	Asso. Prof.	Geomorphology & Physical Geo.	42	05
Dr.D.P.Singh	M.A.	Asso. Prof.	Urban Regional Learning	31	Nil
Dr.P.L.Tamta	M.A.,D.P hil.	Asso. Prof.	Environment Settlement	18	05
Dr.O.P.Singh	M.A.,Ph.	Asso. Prof.	Urban & Sett.	32	Nil
Dr. R.K.Singh	M.A.,Ph. D. M.A.,Ph. D.	Asso. Prof.	Population Geo. Climatology	13	

11. List of senior visiting faculty- Nil
12. Percentage of lectures delivered and practical classes handled(programme wise) by temporary faculty- Nil
13. Student -Teacher Ratio (programme wise) UG-1:119, PG-1:16
14. Number of academic support staff (technical) and administrative staff; sanctioned and filled- Peon-02, Lab Asst.-01
15. Qualifications of teaching faculty with DSc/ D.Litt/ Ph.D/ MPhil/PG.,P.hD.
16. Number of faculty with ongoing projects from a) National b) International funding agencies and grants received- Nil
17. Departmental projects funded by DST-FIST; UGC, DBT, ICSSR, etc. and total grants received- Nil
18. Research Centre /facility recognized by the University- Research Centre.
19. Publications:
  - \* a) Publication per faculty -1. Dr. D.P. Upadhyay-35
  2. Dr.P.L.Tamta-30

### 3. R.K.Singh-05

- \* Number of papers published in peer reviewed journals (national / international) by faculty and students –National-70
  - \* Number of publications listed in International Database (For Eg: Web of Science, Scopus, Humanities International Complete, Dare Database - International Social Sciences Directory, EBSCO host, etc.)Nil
  - \* Monographs
  - \* Chapter in Books-Nil
  - \* Books Edited -Nil
  - \* Books with ISBN/ISSN numbers with details of publishers-Nil
  - \* Citation Index
  - \* SNIP
  - \* SJR
  - \* Impact factor
  - \* h-index
20. Areas of consultancy and income generated -Nil
21. Faculty as members in-
- a) National committees b) International Committees c) Editorial Boards....Yes
22. Student projects
- a) Percentage of students who have done in-house projects including inter departmental/programme-Nil
  - b) Percentage of students placed for projects in organizations outside the institution i.e.in Research laboratories/Industry/other agencies-N/A
23. Awards/ Recognitions received by faculty and students-Nil
24. List of eminent academicians and scientists/ visitors to the department-Nil
25. Seminars/ Conferences/Workshops organized & the source of funding
- a)National -Nil
  - b)International-Nil
26. Student profile programme/course wise: N A

Name of the Course/programme (refer question no. 4)	Applications received	Selected	Enrolled		Pass percentage
			*M	*F	

\*M=Male F=Female

27. Diversity of Students

Name of the Course	% of students from the same state	% of students from other States	% of students from abroad
UG	95%	05	Nil
PG	95%	05	Nil
Ph.D.	90%	10	Nil

28. How many students have cleared national and state competitive examinations such as NET, SLET, GATE, Civil services, Defense services, etc. ? - NET

- 1.Vinod Kumar-2008
- 2.Rajesh Kumar Maurya-2008
- 3.Varun Kranti-2009
- 4.Rakesh Kumar-2009
- 5.Shashi Kant Sonkar-2011

29. Student progression

Student progression	Against % enrolled
---------------------	--------------------



Student progression	Against % enrolled
UG to PG	50
PG to M.Phil.	
PG to Ph.D.	50
Ph.D. to Post-Doctoral	Nil
Employed	Nil
• Campus selection	Not available
• Other than campus recruitment	Not available
Entrepreneurship/Self-employment	Not available

30. Details of Infrastructural facilities
- Library –Yes
  - Internet facilities for Staff & Students -Yes
  - Class rooms with ICT facility-Yes
  - Laboratories-Yes
31. Number of students receiving financial assistance from college, university, government or other agencies-More than 40%
32. Details on student enrichment programmes (special lectures / workshops / seminar) with external experts-Nil
33. Teaching methods adopted to improve student learning-Question-Answer method& group Discussion.
34. Participation in Institutional Social Responsibility (ISR) and Extension activitiesN.C.C.,N.S.S.& Scouting.
35. SWOC analysis of the department and Future plans-
- Establishment of modern lab.
  - Instrumentation & application of Remote Sensing and GIS in teaching.
  - Establishment of a more equipped and large computer Lab.
  - To get U.G.C. Grants for more Extensive research work.



## Evaluative Report of the Hindi Departments

The Self-evaluation of every department may be provided separately in about 3-4 pages, avoiding the repetition of the data.

1. Name of the department-Hindi
2. Year of Establishment-1971
3. Names of Programmes / Courses offered (UG, PG, M.Phil., Ph.D., Integrated Masters; Integrated Ph.D., etc.) - U.G., P.G.& Ph.D.
4. Names of Interdisciplinary courses and the departments/units involved- Nil
5. Annual/ semester/choice based credit system (programme wise) -Annual
6. Participation of the department in the courses offered by other departments- Nil
7. Courses in collaboration with other universities, industries, foreign institutions, etc.- Nil
8. Details of courses/programmes discontinued (if any) with reasons- Nil
9. Number of Teaching posts

	sanctioned	Filled
Professors	-	-
Associate Professors	00	05( By Promotion)
Asst. Professors	06	01

10. Faculty profile with name, qualification, designation, specialization, (D.Sc./D.Litt. /Ph.D. / M. Phil. etc.,)

Name	Qualification	Designation	Specilization	No. of Years of	No. of Ph.D. Students guided for



				Experi ence	the last 4 years
Dr. Madhuri Singh	M.A.,P.hD.	Asso. Prof.	Izkkphu dkO; ,oa miU;kl	38	03
Dr.Vinod kumar	P.hD.,D.Lit.	Asso. Prof.	vk/kqfud fgUnh dfork	30	05
Dr.Saroj Singh	M.A.,P.hD.	Asso. Prof.	Hkkjrh; eqfDr vkUnksyu vkSj izsepUnz	30	04
Dr.Sheela Singh	M.A.,P.hD.	Asso. Prof.	e;/dkyhu fgUnh Hkk"kk ,oa lkfgR;	34	03
Dr.Sunil Vikram	M.A.,P.hD.	Asso. Prof.	Nk;kokn ,oa dFkk lkfgR; ij viHkza'k dk izHkko	17	07
Dr. Shushma Singh	M.A.,P.hD.	Asso. Prof.	vk/kqfud fgUnh dfork	10	

11. List of senior visiting faculty- Nil
12. Percentage of lectures delivered and practical classes handled(programme wise) by temporary faculty- Nil
13. Student -Teacher Ratio (programme wise) UG-1349/06, PG-209/06.
14. Number of academic support staff (technical) and administrative staff; sanctioned and filled- Peon-01
15. Qualifications of teaching faculty with DSc/ D.Litt/ Ph.D/ MPhil/PG.-Ph.D.,D.Litt.
16. Number of faculty with ongoing projects from a) National b) International funding agencies and grants received- Nil
17. Departmental projects funded by DST-FIST; UGC, DBT, ICSSR, etc. and total grants received- Nil

18. Research Centre /facility recognized by the University-Yes

19. Publications:

Name	Books Edited	Paper publication	Seminars	Article
Dr. Madhuri Singh	01	01	01	01
Dr. Vinod Kumar	02	-	02	01
Dr. Saroj Singh	01	-	-	03
Dr. Sheela Singh	01	01	01	-
Dr. Sunil Vikram	02	02	04	-
Dr. Shushma Singh	-	01	05	01

- \* a) Publication per faculty
- \* Number of papers published in peer reviewed journals (national / international) by faculty and students
- \* Number of publications listed in International Database (For Eg: Web of Science, Scopus, Humanities International Complete, Dare Database - International Social Sciences Directory, EBSCO host, etc.)
- \* Monographs
- \* Chapter in Books-
- \* Books Edited
- \* Books with ISBN/ISSN numbers with details of publishers-
- \* Citation Index
- \* SNIP
- \* SJR
- \* Impact factor
- \* h-index

20. Areas of consultancy and income generated -Nil

21. Faculty as members in Nil

a) National committees b) International Committees c) Editorial Boards....

22. Student projects



- a) Percentage of students who have done in-house projects including inter departmental/programme- Nil
- b) Percentage of students placed for projects in organizations outside the institution i.e.in Research laboratories/Industry/other agencies- Nil
23. Awards/ Recognitions received by faculty and students- Nil
24. List of eminent academicians and scientists/ visitors to the department-  
Some Eminent Professors invited by the Department to give lectures on specific topics.
1. Prof. Chandra Kala Tripathi, B.H.U., Varanasi.
  2. Prof. Ram Naresh Mishra, M.D.V.V., Rohatak.
  3. Prof. Anand Mishra, M.D.V.V., Gorakhpur
  4. Prof. Chauthi Ram Yadav, B.H.U., Varanasi.
  5. Prof. Awadhesh Pradhan, B.H.U., Varanasi.
25. Seminars/ Conferences/Workshops organized & the source of funding
- a) National - Nil
- b) International- Nil
26. Student profile programme/course wise:

Name of the Course/programme (refer question no. 4)	Applications received	Selected	Enrolled		Pass percentage
			*M	*F	

\*M=Male F=Female

27. Diversity of Students

Name of the Course	% of students from the	% of students from other States	% of students from



	same state		abroad
UG	100%	Nil	Nil
PG	100%	Nil	Nil
Ph.D.	100%	Nil	Nil

28. How many students have cleared national and state competitive examinations such as NET, SLET, GATE, Civil services, Defense services, etc. ?

Two teachers organized by the Department every year.

Eminent academicians invited by Deptt.

1. Prof. Ram Naresh Mishra, M.D.V.V., Rohatak.,Haryana
2. Prof. Anand Mishra, M.D.V.V., Gorakhpur
3. Prof. Chauthi Ram Yadav, B.H.U., Varanasi.

Cultural programme is organized every Year by the Deptt. .

29. Student progression

Student progression	Against % enrolled
UG to PG	30%
PG to M.Phil.	Nil
PG to Ph.D.	08%
Ph.D. to Post-Doctoral	Nil
Employed	Not available
• Campus selection	Nil
• Other than campus recruitment	Not available
Entrepreneurship/Self-employment	N.A

30. Details of Infrastructural facilities

- a) Library –Yes
- b) Internet facilities for Staff & Students -Yes
- c) Class rooms with ICT facility-Yes
- d) Laboratories-Not applicable

31. Number of students receiving financial assistance from college, university, government or other agencies-More than 40%
32. Details on student enrichment programmes (special lectures / workshops / seminar) with external experts-See the back
33. Teaching methods adopted to improve student learning-Lecturers, Group Discussion, Seminars.
34. Participation in Institutional Social Responsibility (ISR) and Extension activitiesN.C.C. N.S.S. .
35. SWOC analysis of the department and Future plans-

#### Evaluative Report of the Medieval History Departments

The Self-evaluation of every department may be provided separately in about 3-4 pages, avoiding the repetition of the data.

1. Name of the department-History
2. Year of Establishment-U.G.1948
3. Names of Programmes / Courses offered (UG, PG, M.Phil., Ph.D., Integrated Masters; Integrated Ph.D., etc.) - U.G.& P.hD.
4. Names of Interdisciplinary courses and the departments/units involved-Nil
5. Annual/ semester/choice based credit system (programme wise) -Annual
6. Participation of the department in the courses offered by other departments-Nil
7. Courses in collaboration with other universities, industries, foreign institutions, etc.-Nil

8. Details of courses/programmes discontinued (if any) with reasons- Nil

9. Number of Teaching posts

	sanctioned	Filled
	01	01
Professors	–	–
Associate Professors	00	01( By Promotion)
Asst. Professors	–	–

10. Faculty profile with name, qualification, designation, specialization, (D.Sc./D.Litt. /Ph.D. / M. Phil. etc.,)

Name	Qualification	Designation	Specilization	No. of Years of Experience	No. of Ph.D. Students guided for the last 4 years
Dr. Shashi Singh	M.A.,P.hD.	Asso. Prof.		24	08

11. List of senior visiting faculty- Nil

12. Percentage of lectures delivered and practical classes handled(programme wise) by temporary faculty- Nil

13. Student -Teacher Ratio (programme wise)UG-1:350, (B.A. I, II,III).

14. Number of academic support staff (technical) and administrative staff; sanctioned and filled- Peon-01

15. Qualifications of teaching faculty with DSc/ D.Litt/ Ph.D/ MPhil/PG.,P.hD.

16. Number of faculty with ongoing projects from a) National b) International funding

agencies and grants received- Nil

17. Departmental projects funded by DST-FIST; UGC, DBT, ICSSR, etc. and total grants received- Nil

18. Research Centre /facility recognized by the University- Yes

19. Publications:

- \* a) Publication per faculty

- \* Number of papers published in peer reviewed journals (national / international) by faculty and students -08

- \* Number of publications listed in International Database (For Eg: Web of Science, Scopus, Humanities International Complete, Dare Database - International Social Sciences Directory, EBSCO host, etc.)

- \* Monographs

- \* Chapter in Books-04

- \* Books Edited

- \* Books with ISBN/ISSN numbers with details of publishers-01

- \* Citation Index

- \* SNIP

- \* SJR

- \* Impact factor

- \* h-index

20. Areas of consultancy and income generated - Nil

21. Faculty as members in Nil

a) National committees b) International Committees c) Editorial Boards....

22. Student projects

a) Percentage of students who have done in-house projects including inter departmental/programme- Nil

b) Percentage of students placed for projects in organizations outside the institution i.e. in Research laboratories/Industry/other agencies- Nil

23. Awards/ Recognitions received by faculty and students- Nil

24. List of eminent academicians and scientists/ visitors to the department- Nil



25. Seminars/ Conferences/Workshops organized & the source of funding

a)National -Nil

b)International-Nil

26. Student profile programme/course wise: N A

Name of the Course/programme (refer question no. 4)	Applications received	Selected	Enrolled		Pass percentage
			*M	*F	

\*M=Male F=Female

27. Diversity of Students

Name of the Course	% of students from the same state	% of students from other States	% of students from abroad
UG	100%	Nil	Nil
P.h.D.	100%	Nil	Nil

28. How many students have cleared national and state competitive examinations such as NET, SLET, GATE, Civil services, Defense services, etc? ? NET-02

29. Student progression

Student progression	Against % enrolled
UG to PG	Nil



Student progression	Against % enrolled
PG to M.Phil.	Nil
PG to Ph.D.	Nil
Ph.D. to Post-Doctoral	Nil
Employed	Not available
• Campus selection	Not available
• Other than campus recruitment	Not available
Entrepreneurship/Self-employment	

30. Details of Infrastructural facilities
- Library –Central Library& Online Library
  - Internet facilities for Staff & Students -Yes
  - Class rooms with ICT facility-No
  - Laboratories-Not required
31. Number of students receiving financial assistance from college, university, government or other agencies-More than 40%
32. Details on student enrichment programmes (special lectures / workshops / seminar) with external experts-No
33. Teaching methods adopted to improve student learning-Question-Answer method& group Discussion.
34. Participation in Institutional Social Responsibility (ISR) and Extension activitiesN.C.C., N.S.S.& Scouting.
35. SWOC analysis of the department and Future plans-It was found that due to absence of P.G. course, several quality improvement efforts cannot be undertaken. To start P.G. courses shall be on the top priority in next five years. All efforts will be made to organize at least one national seminar in department in next five years. Departmental Lectures/Debates/group Discussions will be organized on regular basis. I will try to use and promote ICT in education oral up gradation in the department.

## Evaluative Report of the Music Departments

The Self-evaluation of every department may be provided separately in about 3-4 pages, avoiding the repetition of the data.

1. Name of the department Music
2. Year of Establishment---- 15-07-1965
3. Names of Programmers' / Courses offered (UG, PG, M.Phil., Ph.D., Integrated Masters; Integrated Ph.D., etc.) UG.
4. Names of Interdisciplinary courses and the departments/units involved- Nill
5. Annual/ semester/choice based credit system (programme wise) ---
6. Participation of the department in the courses offered by other departments--- NA
7. Courses in collaboration with other universities, industries, foreign institutions, etc.--- NA
8. Details of courses/programmes discontinued (if any) with reasons --- NA
9. Number of Teaching posts

	sanctioned 03	Filled 03
Professors		
Associate Professors		
Asst. Professors	03	03

10. Faculty profile with name, qualification, designation, specialization, (D.Sc./D.Litt. /Ph.D. / M. Phil. etc.,)

Name	Qualification	Designation	Specilization	No. of Years of Experience	No. of Ph.D. Students guided for the last 4 years
Dr.	M.A.,NET	Sen. Lecturer	Sitar	12 year	Null

Parmit Chaudhari	PhD.				
Mr. Subas Chandra Bisel	M.A. (Mus.)NET	Assit. Professor	VOCAL	11 year	Nil
Dr. Narendra D. Pathak	M.A.(Mus) PhD.	Assit. Professor	TABALA	10year	Nil
Mr. Ravi Singh	M.A. (Mus.)	Accompanist	Accompanist (TABALA)	02	Nil

11. List of senior visiting faculty----Na
12. Percentage of lectures delivered and practical classes handled(programme wise) by temporary faculty---- NA
13. Student -Teacher Ratio (programme wise)---In B.A.-I Approx-77, B.A. II=61,B.A.III=22.
14. Number of academic support staff (technical) and administrative staff; sanctioned and filled- --- 01
15. Qualifications of teaching faculty with DSc/ D.Litt/ Ph.D/ MPhil/PG.---- P.G. PhD.
16. Number of faculty with ongoing projects from a) National b) International funding agencies and grants received---- Nil
17. Departmental projects funded by DST-FIST; UGC, DBT, ICSSR, etc. and total grants received---NA
18. Research Centre /facility recognized by the University----- NA
19. Publications:
  - \* a) Publication per faculty ---Dr. Pramiti Chaudhary-02, Sri Subas Ch. Bisoi-02
  - \* Number of papers published in peer reviewed journals (national / international) by faculty and students
  - \* Number of publications listed in International Database (For Eg: Web of Science,

Scopus, Humanities International Complete, Dare Database - International Social Sciences Directory, EBSCO host, etc.)

- \* Monographs
- \* Chapter in Books
- \* Books Edited
- \* Books with ISBN/ISSN numbers with details of publishers
- \* Citation Index
- \* SNIP
- \* SJR
- \* Impact factor
- \* h-index

20. Areas of consultancy and income generated -----

21. Faculty as members in -----

a) National committees b) International Committees c) Editorial Boards...2 teachers are in Board of studies.

22. Student projects

a) Percentage of students who have done in-house projects including inter departmental/programmer

b) Percentage of students placed for projects in organizations outside the institution i.e.in Research laboratories/Industry/other agencies----- NA

23. Awards/ Recognitions received by faculty and students----- Students resived 1<sup>st</sup> prize , can dueled by Purvanchal Univ. yr.2009-10

24. List of eminent academicians and scientists/ visitors to the department

25. Seminars/ Conferences/Workshops organized & the source of funding --- NA

a)National ---- Nil

b)International----- Nil

26. Student profile programme/course wise:

Name of the Course/programme (refer question no. 4)	Applications received	Selected	Enrolled		Pass percentage
			*M	*F	



Name of the Course/programme (refer question no. 4)	Applications received	Selected	Enrolled		Pass percentage
			*M	*F	

\*M=Male F=Female

27. Diversity of Students

Name of the Course	% of students from the same state	% of students from other States	% of students from abroad
UG	100%	Nil	Nil

28. How many students have cleared national and state competitive examinations such as NET, SLET, GATE, Civil services, Defense services, etc. ? (Record not available.)

29. Student progression

Student progression	Against % enrolled
UG to PG	NA
PG to M.Phil.	----
PG to Ph.D.	---
Ph.D. to Post-Doctoral	--
Employed	
<ul style="list-style-type: none"> <li>• Campus selection</li> <li>• Other than campus recruitment</li> </ul>	

Student progression	Against % enrolled
Entrepreneurship/Self-employment	

30. Details of Infrastructural facilities

- a) Library yes
- b) Internet facilities for Staff & Students yes
- c) Class rooms with ICT facility yes
- d) Laboratories

31. Number of students receiving financial assistance from college, university, government or other agencies----- 90% by gaverment by college.

32. Details on student enrichment programmes (special lectures / workshops / seminar) with external experts----- NA

33. Teaching methods adopted to improve student learning—By using C.DS, Tapet ets.Questionanis methods demonstration ets.

34. Participation in Institutional Social Responsibility (ISR) and Extension activities--- N.C.C., N.SS, Scouting.

35. SWOC analysis of the department and Future plans

1-The department gives its performance in all cultural Programs organized by the college. For example- Besant Panchami, Annual Function, Janmasttami and seminars held in college.

2-In the next five years we will try to start post graduate classes. Purvanchal University does not conduct M.Phil or PhD.It is a real necessity for the subject. These are some plans which we will executive in the next 5 years.



## Evaluative Report of the Philosophy Departments

The Self-evaluation of every department may be provided separately in about 3-4 pages, avoiding the repetition of the data.

1. Name of the department ----- Philosophy
2. Year of Establishment---- UG. 1948/PG,1998(Permanent Affiation)
3. Names of Programmes / Courses offered (UG, PG, M.Phil., Ph.D., Integrated Masters; Integrated Ph.D., etc.) UG. , PG., PhD.
4. Names of Interdisciplinary courses and the departments/units involved- NA
5. Annual/ semester/choice based credit system (programme wise) --- Annual
6. Participation of the department in the courses offered by other departments--- NA
7. Courses in collaboration with other universities, industries, foreign institutions, etc.--- NA
8. Details of courses/programmes discontinued (if any) with reasons --- NA
9. Number of Teaching posts

	sanctioned 5	Filled 4
Professors	Nil	Nil
Associate Professors	00	03
Asst. Professors	05	01

10. Faculty profile with name, qualification, designation, specialization, (D.Sc./D.Litt. /Ph.D. / M. Phil. etc.,)

Name	Qualification	Designation	Specilization	No. of Years of Experience	No. of Ph.D. Students guided for the last 4 years
Dr. Dal Singar Singh	M.A. PhD.	Asso. Professor	Indian Philosophy	23year	6

Dr.Ram K.Gupta	M.A. PhD	Asso. Professor	Western Philosophy	13 year	
Dr. Rajesh Bahadur Singh	M.A. PhD.	Asso. Professor	Logic Philosophy	22year	
Sri Dharmesh Raj	M.A. (Net)	Asst. Professor		3 year	

11. List of senior visiting faculty----- Nil
12. Percentage of lectures delivered and practical classes handled(programme wise) by temporary faculty---- NA
13. Student -Teacher Ratio (programme wise)--- 60-1
14. Number of academic support staff (technical) and administrative staff; sanctioned and filled--- Peon-
15. Qualifications of teaching faculty with DSc/ D.Litt/ Ph.D/ MPhil/PG.---- M.A=1 And PhD.=3
16. Number of faculty with ongoing projects from a) National b) International funding agencies and grants received---- Nil
17. Departmental projects funded by DST-FIST; UGC, DBT, ICSSR, etc. and total grants received---NA
18. Research Centre /facility recognized by the University----- Yes
19. Publications:
  - 1Dr. Dal Singar Singh-04
  - Dr.Rajesh Bahadur Singh- 01
  - Dr. R.K. Gupta ----
  - Sri Dharmesh Raj----Nil



- \* a) Publication per faculty ----
  - \* Number of papers published in peer reviewed journals (national / international) by faculty and students-----Nil
  - \* Number of publications listed in International Database (For Eg: Web of Science, Scopus, Humanities International Complete, Dare Database - International Social Sciences Directory, EBSCO host, etc.)---Nil
  - \* Monographs----Nil
  - \* Chapter in Books----- Two
  - \* Books Edited ----- Nil
  - \* Books with ISBN/ISSN numbers with details of publishers-----Nil
  - \* Citation Index
  - \* SNIP-----Nil
  - \* SJR-----Nil
  - \* Impact factor -----Nil
  - \* h-index -----Nil
20. Areas of consultancy and income generated ----- NA
21. Faculty as members in ----- NA
- a) National committees b) International Committees c) Editorial Boards....Nil
22. Student projects
- a) Percentage of students who have done in-house projects including inter departmental/programme----- Nil
- b) Percentage of students placed for projects in organizations outside the institution i.e.in Research laboratories/Industry/other agencies-----Nil
23. Awards/ Recognitions received by faculty and students----- Nil
24. List of eminent academicians and scientists/ visitors to the department----- Nil
25. Seminars/ Conferences/Workshops organized & the source of funding ---
- a)National ---- Nil
- b)International----- Nil
26. Student profile programme/course wise: Nil

Name of the Course/programme (refer question no. 4)	Applications received	Selected	Enrolled		Pass percentage
			*M	*F	

\*M=Male F=Female

27. Diversity of Students

Name of the Course	% of students from the same state	% of students from other States	% of students from abroad
UG,PG,PhD.	100%	Zero%	Zero %

28. How many students have cleared national and state competitive examinations such as NET, SLET, GATE, Civil services, Defense services, etc. ? (Record not available.)

29. Student progression

Student progression	Against % enrolled
UG to PG 30%	
PG to M.Phil. Nil	----
PG to Ph.D. 2%	---
Ph.D. to Post-Doctoral Nil	--
Employed – Record not available	
• Campus selection ----- Nil Record	
• Other than campus recruitment--- Not	

Student progression	Against % enrolled
available	
Entrepreneurship/Self-employment ----- Record not available	

30. Details of Infrastructural facilities

- a) Library yes
- b) Internet facilities for Staff & Students yes
- c) Class rooms with ICT facility yes
- d) Laboratories Nil

31. Number of students receiving financial assistance from college, university, government or other agencies----- More than 40%

32. Details on student enrichment programmes (special lectures / workshops / seminar) with external experts----- special lecturers= One

33. Teaching methods adopted to improve student learning—Seminar, Lecture, International. Quasion & Answer

34. Participation in Institutional Social Responsibility (ISR) and Extension activities--- N.C.C., N.SS, Scouting.

35. SWOC analysis of the department and Future plans

- 1 Strength- Sufficient
- 2 Weakness- Less Possibilities of employment.
- 3 Opportunities – Good Opportunities in competitive examinations.
- 4Chalanges – Reducing the popularity of the subject.
- 5 Future Plans- Establishing the contemporary relevance.



## Evaluative Report of the Political Science Departments

The Self-evaluation of every department may be provided separately in about 3-4 pages, avoiding the repetition of the data.

1. Name of the department-Political Science
2. Year of Establishment-U.G.1948, PG-1971
3. Names of Programmes / Courses offered (UG, PG, M.Phil., Ph.D., Integrated Masters; Integrated Ph.D., etc.) - U.G.
4. Names of Interdisciplinary courses and the departments/units involved- Nil
5. Annual/ semester/choice based credit system (program me wise) -Annual
6. Participation of the department in the courses offered by other departments- Nil
7. Courses in collaboration with other universities, industries, foreign institutions, etc.- Nil
8. Details of courses/programmes discontinued (if any) with reasons- Nil
9. Number of Teaching posts

	sanctioned	Filled
	04	03
Professors	Nil	
Associate Professors	02	( By Promotion)
Asst. Professors	01	-

10. Faculty profile with name, qualification, designation, specialization, (D.Sc./D.Litt. /Ph.D. / M. Phil. etc.,)

Name	Qualification	Designation	Specilization	No. of Years of Experience	No. of Ph.D. Students guided for the last 4 years
Dr.Chandralekha Singh	M.A.,Ph.D.	Asso.Prof.	Public Ad Int Law	30	02
Dr.Neelima Singh	M.A.,Ph.D.	Asso.Prof.	Indian Cont.Int. Org.	30	02
Dr. Geeta Yadav	M.A.,Ph.D.	Asst. Prof.	Comparative Politics Int. Politics	04	–

11. List of senior visiting faculty- Nil

12. Percentage of lectures delivered and practical classes handled(programme wise) by temporary faculty-

13. Student -Teacher Ratio (programme wise)- N A


14. Number of academic support staff (technical) and administrative staff; sanctioned and filled- Nil

15. Qualifications of teaching faculty with DSc/ D.Litt/ Ph.D/ MPhil/PG.,P.hD.-Ph.D.

16. Number of faculty with ongoing projects from a) National b) International funding agencies and grants received- Nil

17. Departmental projects funded by DST-FIST; UGC, DBT, ICSSR, etc. and total grants



received-Nil

18. Research Centre /facility recognized by the University-VBSPU

19. Publications:

- \* a) Publication per faculty-Books-02,Paper-08
- \* Number of papers published in peer reviewed journals (national / international) by faculty and students -Nil
- \* Number of publications listed in International Database (For Eg: Web of Science, Scopus, Humanities International Complete, Dare Database - International Social Sciences Directory, EBSCO host, etc.)
- \* Monographs-Nil
- \* Chapter in Books-Nil
- \* Books Edited -Nil
- \* Books with ISBN/ISSN numbers with details of publishers-‘Rajnitik Sidhant’ Dr. chandralekha Singh,Pratush publication,Loni,Gaziabad-201102,ISBN:978-81-922227-0-7
- \* Citation Index -Nil
- \* SNIP-Nil
- \* SJR-Nil
- \* Impact factor-Nil
- \* h-index -Nil

20. Areas of consultancy and income generated -Nil

21. Faculty as members in Nil

a) National committees b) International Committees c) Editorial Boards...Nil

22. Student projects

a) Percentage of students who have done in-house projects including inter departmental/programme-Nil

b) Percentage of students placed for projects in organizations outside the institution i.e.in Research laboratories/Industry/other agencies-Nil

23. Awards/ Recognitions received by faculty and students-Nil

24. List of eminent academicians and scientists/ visitors to the department-Nil



25. Seminars/ Conferences/Workshops organized & the source of funding

a)National -Nil

b)International-Nil

26. Student profile programme/course wise:

Name of the Course/programme (refer question no. 4)	Applications received	Selected	Enrolled		Pass percentage
			*M	*F	
Nil					

\*M=Male F=Female

27. Diversity of Students

Name of the Course	% of students from the same state	% of students from other States	% of students from abroad
UG	100%	Nil	Nil
P.G.	99.9%	Nil	Nil
Ph.D.	100%	Nil	Nil

28. How many students have cleared national and state competitive examinations such as NET, SLET, GATE, Civil services, Defense services, etc. ? –Data is not available.

29. Student progression

Student progression	Against % enrolled
UG to PG	30%

Student progression	Against % enrolled
PG to M.Phil.	Nil
PG to Ph.D.	08%
Ph.D. to Post-Doctoral	Nil
Employed	Not available
• Campus selection	Not available
• Other than campus recruitment	Not available
Entrepreneurship/Self-employment	

30. Details of Infrastructural facilities
- Library – Nil
  - Internet facilities for Staff & Students - Nil
  - Class rooms with ICT facility- Nil
  - Laboratories-Not required- Nil
31. Number of students receiving financial assistance from college, university, government or other agencies-More than 40%
32. Details on student enrichment programmes (special lectures / workshops / seminar) with external experts-
33. Teaching methods adopted to improve student learning-Lectures, group Discussion Seminars.
34. Participation in Institutional Social Responsibility (ISR) and Extension activities N.C.C., N.S.S. .
35. SWOC analysis of the department and Future plans-

Improvement in teaching qualities.

Improvement in teaching methods.

Efforts will be made for the establishment of research facilities better.

All efforts will be made to utilize the Ambedkar pith in the interest of students in all respect.



## Evaluative Report of the Psychology Departments

The Self-evaluation of every department may be provided separately in about 3-4 pages, avoiding the repetition of the data.

1. Name of the department-Psychology Department
2. Year of Establishment-U.G.1960 ,PG-1992open and Permanent-1998.
3. Names of Programmers / Courses offered (UG, PG, M.Phil., Ph.D., Integrated Masters; Integrated Ph.D., etc.) - U.G.& Ph.D.
4. Names of Interdisciplinary courses and the departments/units involved- Nil
5. Annual/ semester/choice based credit system (programme wise) -Annual
6. Participation of the department in the courses offered by other departments- Nil
7. Courses in collaboration with other universities, industries, foreign institutions, etc.- Nil
8. Details of courses/programmes discontinued (if any) with reasons- Nil
9. Number of Teaching posts

	sanctioned 06	Filled 04
Professors	–	–
Associate Professors	00	04( By Promotion)
Asst. Professors	–	–

10. Faculty profile with name, qualification, designation, specialization, (D.Sc./D.Litt. /Ph.D. / M. Phil. etc.,)

Name	Qualification	Designation	Specialization	No. of Years of Experience	No. of Ph.D. Students guided for the last 4 years
Dr.B.N.Tiwari	M.A.,P.hD.	Reader	Social Psychology	35	04,1(Submitted)

Dr.Jagdish Singh	M.A.,P.hD.	Reader	Social & Educational Psychology	32	Awd.07,01(Submitted)
Dr. Ambikeshwar Singh	M.A.,P.hD.	Reader	Personality	37	Nil
Dr. Narendri Rai	M.A.,P.hD.	Reader		13	Enrolled-04

11. List of senior visiting faculty- Nil
12. Percentage of lectures delivered and practical classes handled(programme wise) by temporary faculty-03 Temporary Faculty
13. Student -Teacher Ratio (programme wise)UG-177:1,PG-11:1 .
14. Number of academic support staff (technical) and administrative staff; sanctioned and filled-01 Technical ,Peon-02
15. Qualifications of teaching faculty with DSc/ D.Litt/ Ph.D/ MPhil/PG.,Ph.D.
16. Number of faculty with ongoing projects from a) National b) International funding agencies and grants received- Nil
17. Departmental projects funded by DST-FIST; UGC, DBT, ICSSR, etc. and total grants received- Nil
18. Research Centre /facility recognized by the University- Yes
19. Publications:
  - \* a) Publication per faculty –Dr.B.N.Tiwari-05  
Dr.Ambikeshwar Singh-04  
Dr. Jagdish Singh-18  
Dr.Narendra Rai-05
  - \* Number of papers published in peer reviewed journals (national / international) by faculty and students -32
  - \* Number of publications listed in International Database (For Eg: Web of Science,

Scopus, Humanities International Complete, Dare Database - International Social Sciences Directory, EBSCO host, etc.)

- \* Monographs
- \* Chapter in Books- Dr.B.N.Tiwari- Chapter in 08Books

Dr. B.N.Tiwari-01 Book

Dr. Jagdish Singh-01 Book

- \* Books Edited
- \* Books with ISBN/ISSN numbers with details of publishers-01
- \* Citation Index
- \* SNIP
- \* SJR
- \* Impact factor
- \* h-index

20. Areas of consultancy and income generated -Nil

21. Faculty as members in Nil

a) National committees b) International Committees c) Editorial Boards....

22. Student projects

a) Percentage of students who have done in-house projects including inter departmental/programme-Nil

b) Percentage of students placed for projects in organizations outside the institution i.e.in Research laboratories/Industry/other agencies-Nil

23. Awards/ Recognitions received by faculty and students-Nil

24. List of eminent academicians and scientists/ visitors to the department-

1. Prof. Dr.G.P.Thakur, Kashi Vidyapeeth Varanasi.

2. Prof.Dr. C.B.Dwivedi,BHU, Varanasi.

3. Prof. Dr. L.N. Singh, Kashi Vidyapeeth Varanasi.

4. Prof. Dr.I.L.Singh, BHU, Varanasi.

5. Prof. Dr. Girishwar Mishra, Delhi Uni. Delhi.

6. Prof. Dr.Abhay Kumar, BHU, Varanasi.

7. Prof. Dr.B.L.Dubey.Alaska U.S.

8. Prof.Dr. Rai Singh , BHU, Varanasi.

Has delivered lecture in the Department.

25. Seminars/ Conferences/Workshops organized & the source of funding

a)National -Nil

b)International-Nil

26. Student profile programme/course wise:

Name of the Course/programme (refer question no. 4)	Applications received	Selected	Enrolled		Pass percentage
			*M	*F	

\*M=Male F=Female

27. Diversity of Students

Name of the Course	% of students from the same state	% of students from other States	% of students from abroad
UG	95%	2%	X
PG	95%	5%	X
Ph.D.	90%	10%	X

28. How many students have cleared national and state competitive examinations such as NET, SLET, GATE, Civil services, Defense services, etc. Record not available



29. Student progression

Student progression	Against % enrolled
UG to PG	10%
PG to M.Phil.	Nil
PG to Ph.D.	5% (No admitted since 3years)
Ph.D. to Post-Doctoral	X
Employed	Not available
<ul style="list-style-type: none"> <li>• Campus selection</li> <li>• Other than campus recruitment</li> </ul>	Not available Not available Not available
Entrepreneurship/Self-employment	Not available

30. Details of Infrastructural facilities

- a) Library –Yes
- b) Internet facilities for Staff & Students -Yes
- c) Class rooms with ICT facility-No
- d) Laboratories-Yes

31. Number of students receiving financial assistance from college, university, government or other agencies-More than 40%

32. Details on student enrichment programmes (special lectures / workshops / seminar) with external experts-Special Lecture-04.

33. Teaching methods adopted to improve student learning-Seminars, lecturers,Interaction,assignment etc.

34. Participation in Institutional Social Responsibility (ISR) and Extension activitiesN.C.C.,N.S.S.

35. SWOC analysis of the department and Future plans-

1. Department established in the year 1960.
2. Permanent PG status in the year 1948.
3. Playing vital role in teaching and research works.
4. Shortage of faculty members.



5. Well equipped laboratory, Library.

### Evaluative Report of the Sanskrit Department

The Self-evaluation of every department may be provided separately in about 3-4 pages, avoiding the repetition of the data.

1. Name of the department-Sanskrit
2. Year of Establishment-1970
3. Names of Programmes / Courses offered (UG, PG, M.Phil., Ph.D., Integrated Masters; Integrated Ph.D., etc.)-U.G.,P.G., P.hD.
4. Names of Interdisciplinary courses and the departments/units involved-Null
5. Annual/ semester/choice based credit system (programme wise) -Annual
6. Participation of the department in the courses offered by other departments- Null
7. Courses in collaboration with other universities, industries, foreign institutions, etc.-Null
8. Details of courses/programmes discontinued (if any) with reasons - Null
9. Number of Teaching posts -

	sanctioned	Filled
Professors	Null	Null
Associate Professors	00	03 by Promotion
Asst. Professors	04	01

10. Faculty profile with name, qualification, designation, specialization, (D.Sc./D.Litt. /Ph.D. / M. Phil. etc.,)

Name	Qualification	Designation	Specilization	No. of Years of Experience	No. of Ph.D. Students guided for the last 4 years
Dr.Nirupa Singh	M.A.,P.hD.	Assit. Prof.	Lecturer	37 Year 06 Months	06

Dr.Madhuri Singh	M.A.,P.hD.	Assit. Prof.	Lecturer	37 Year	10
Dr.Sudhakar	M.A.,P.hD.	Assit. Prof.	Lecturer	36 Year	06
Dwivedi Dr. Poonam Devi	M.A.,P.hD.	Mandey Lect.	Lecturer	9.5 Year	Nil

11. List of senior visiting faculty-Null
12. Percentage of lectures delivered and practical classes handled(programme wise) by temporary faculty-Null
13. Student -Teacher Ratio (programme wise)- U.G. 04/332 P.G. 04/175
14. Number of academic support staff (technical) and administrative staff; sanctioned and filled-  
Peon-01
15. Qualifications of teaching faculty with DSc/ D.Litt/ Ph.D/ MPhil/PG.,P.hD.-03,D.Lit.-01
16. Number of faculty with ongoing projects from a) National b) International funding agencies and grants received-Null
17. Departmental projects funded by DST-FIST; UGC, DBT, ICSSR, etc. and total grants received-Null
18. Research Centre /facility recognized by the University-Research Centre.
19. Publications: See the back.
  - \* a) Publication per faculty
  - \* Number of papers published in peer reviewed journals (national / international) by faculty and students
  - \* Number of publications listed in International Database (For Eg: Web of Science, Scopus, Humanities International Complete, Dare Database - International Social Sciences Directory, EBSCO host, etc.)
  - \* Monographs
  - \* Chapter in Books
  - \* Books Edited
  - \* Books with ISBN/ISSN numbers with details of publishers

- \* Citation Index
- \* SNIP
- \* SJR
- \* Impact factor
- \* h-index

20. Areas of consultancy and income generated -Nil

21. Faculty as members in

a) National committees b) International Committees c) Editorial Boards...Yes

22. Student projects

a) Percentage of students who have done in-house projects including inter departmental/programme-Nil

b) Percentage of students placed for projects in organizations outside the institution i.e.in Research laboratories/Industry/other agencies-Nil

23. Awards/ Recognitions received by faculty and students-Nil

24. List of eminent academicians and scientists/ visitors to the department-See the back.

25. Seminars/ Conferences/Workshops organized & the source of funding

a)National

b)International

26. Student profile programme/course wise:

Name of the Course/programme (refer question no. 4)	Applications received	Selected	Enrolled		Pass percentage
			*M	*F	

\*M=Male F=Female

27. Diversity of Students





Name of the Course	% of students from the same state	% of students from other States	% of students from abroad
U.G.	100%	Nil	Nil
P.G.	100%	Nil	Nil
P.h.D.	100%	Nil	Nil

28. How many students have cleared national and state competitive examinations such as NET, SLET, GATE, Civil services, Defense services, etc. ? 3 See the back.

29. Student progression

Student progression	Against % enrolled
UG to PG	80%
PG to M.Phil.	X
PG to Ph.D.	5%
Ph.D. to Post-Doctoral	X
Employed	10%
• Campus selection	X
• Other than campus recruitment	Not available
Entrepreneurship/Self-employment	Not applicable

30. Details of Infrastructural facilities

- a) Library -Yes
- b) Internet facilities for Staff & Students -Yes
- c) Class rooms with ICT facility-Yes
- d) Laboratories-Not required

31. Number of students receiving financial assistance from college, university, government or other agencies-More than 40%

32. Details on student enrichment programmes (special lectures / workshops / seminar) with external experts-One Seminar

33. Teaching methods adopted to improve student learning-Lecture, Group



Dissicussion,Seminar.

34. Participation in Institutional Social Responsibility (ISR) and Extension activities- N.C.C., N.S.S & Scouting.
35. SWOC analysis of the department and Future plans-To strengthen the Library & Research facilities.



## Evaluative Report of the Sociology Department

The Self-evaluation of every department may be provided separately in about 3-4 pages, avoiding the repetition of the data.

1. Name of the department **SOCIOLOGY**
2. Year of Establishment---- 1960
3. Names of Programmes / Courses offered (UG, PG, M.Phil., Ph.D., Integrated Masters; Integrated Ph.D., etc.) UG. , PG. Research
4. Names of Interdisciplinary courses and the departments/units involved- Nill
5. Annual/ semester/choice based credit system (programme wise) --- Annual
6. Participation of the department in the courses offered by other departments--- NA
7. Courses in collaboration with other universities, industries, foreign institutions, etc.--- NA
8. Details of courses/programmes discontinued (if any) with reasons --- NA
9. Number of Teaching posts

	sanctioned 04	Filled 04
Professors		
Associate Professors	03	03
Asst. Professors	01	01

10. Faculty profile with name, qualification, designation, specialization, (D.Sc./D.Litt. /Ph.D. / M. Phil. etc.,)

Name	Qualification	Designation	Specilization	No. of Years of Experience	No. of Ph.D. Students guided for the last 4 years
Dr. Anil Pratap Singh	M.A.PhD.	Asso. Professor Head	Statistics	32 year	7

Dr. H.P. Yadav	M.A.PhD.	Asso. Professor	Urban Sociology	23 year	6
Dr. R.N. Tripathi	M.A.PhD.	Asso. Profesor	Sociologic al Thought	14year	6
Dr.R.P. Singh	M.A.PhD.	Assi. Profesor	Sociology of Developm ent	10 years	--
Dr. Poonam Mishra	M.A.PhD.	P.T.	Indian Sciets	5 years	--
Dr. Suman Singh	M.A.PhD.	P.T.	Criminolo gy	2years	--

11. List of senior visiting faculty----- NA
12. Percentage of lectures delivered and practical classes handled(programme wise) by temporary faculty----20%
13. Student -Teacher Ratio (programme wise)--- UG 1/90,P.G. 1:35
14. Number of academic support staff (technical) and administrative staff; sanctioned and filled- --- 01 filled 1
15. Qualifications of teaching faculty with DSc/ D.Litt/ Ph.D/ MPhil/PG.---- All of the PhD.
16. Number of faculty with ongoing projects from a) National b) International funding agencies and grants received----01
17. Departmental projects funded by DST-FIST; UGC, DBT, ICSSR, etc. and total grants received---01
18. Research Centre /facility recognized by the University----- NA
19. Publications:

- \* a) Publication per faculty ----05
  - \* Number of papers published in peer reviewed journals (national / international) by faculty and students
  - \* Number of publications listed in International Database (For Eg: Web of Science, Scopus, Humanities International Complete, Dare Database - International Social Sciences Directory, EBSCO host, etc.)
  - \* Monographs
  - \* Chapter in Books---- 03
  - \* Books Edited ----- 01
  - \* Books with ISBN/ISSN numbers with details of publishers----07
  - \* Citation Index
  - \* SNIP
  - \* SJR
  - \* Impact factor
  - \* h-index
20. Areas of consultancy and income generated ----- NA
21. Faculty as members in ----- yes
- a) National committees b) International Committees c) Editorial Boards....
22. Student projects
- a) Percentage of students who have done in-house projects including inter departmental/programme ---NA
- b) Percentage of students placed for projects in organizations outside the institution i.e.in Research laboratories/Industry/other agencies----- NA
23. Awards/ Recognitions received by faculty and students----- NA
24. List of eminent academicians and scientists/ visitors to the department---- 08
25. Seminars/ Conferences/Workshops organized & the source of funding --- NA
- a)National ---- 01
- b)International----- Nil
26. Student profile programme/course wise:

Name of the Course/programme (refer question no. 4)	Applications received	Selected	Enrolled *M *F	Pass percentage
UG	---	----	Centralized Information in College office.	
P.G.	700	80	30 50	98%

\*M=Male F=Female

#### 27. Diversity of Students

Name of the Course	% of students from the same state	% of students from other States	% of students from abroad
	100%	-----	---

28. How many students have cleared national and state competitive examinations such as NET, SLET, GATE, Civil services, Defense services, etc. ? 06

#### 29. Student progression

Student progression	Against % enrolled
UG to PG	30%
PG to M.Phil.	----

Student progression	Against % enrolled
PG to Ph.D.	5%
Ph.D. to Post-Doctoral	--
Employed	Not available
• Campus selection	Not available
• Other than campus recruitment	Not available
Entrepreneurship/Self-employment	Not available

30. Details of Infrastructural facilities

- a) Library Central Library
- b) Internet facilities for Staff & Students Centrally inter-net facilities in central library.
- c) Class rooms with ICT facility -----
- d) Laboratories -----

31. Number of students receiving financial assistance from college, university, government or other agencies----- More than Forty Percent.

32. Details on student enrichment programmers' (special lectures / workshops / seminar) with external experts----- Special lecturers and Group discussion.

33. Teaching methods adopted to improve student learning— Lecture. G.D...

34. Participation in Institutional Social Responsibility (ISR) and Extension activities--- N.C.C., N.SS, U.G. Label.

35. SWOC analysis of the department and Future plans

Due to Lack of proper Department building and technical staffs new innovations one not adopted.



## Evaluative Report of the Urdu Departments

The Self-evaluation of every department may be provided separately in about 3-4 pages, avoiding the repetition of the data.

1. Name of the department-URDU
2. Year of Establishment-29-09-1951
3. Names of Programmes / Courses offered (UG, PG, M.Phil., Ph.D., Integrated Masters; Integrated Ph.D., etc.) - U.G
4. Names of Interdisciplinary courses and the departments/units involved- Nil
5. Annual/ semester/choice based credit system (programme wise) -Annual
6. Participation of the department in the courses offered by other departments- Nil
7. Courses in collaboration with other universities, industries, foreign institutions, etc.- Nil
8. Details of courses/programmes discontinued (if any) with reasons- Nil
9. Number of Teaching posts

	sanctioned	Filled
	01	00
Professors	-	-
Associate Professors	00	
Asst. Professors	-	-

10. Faculty profile with name, qualification, designation, specialization, (D.Sc./D.Litt. /Ph.D. / M. Phil. etc.,) Nil

Name	Qualification	Designation	Specilization	No. of Years of Experience	No. of Ph.D. Students guided for the last 4 years
Maqbool Ahmad	M.A.	Asst Prof.	-	-	-



11. List of senior visiting faculty- Nil
12. Percentage of lectures delivered and practical classes handled (programme wise) by temporary faculty- 100%
13. Student -Teacher Ratio (programme wise) UG 1:122
14. Number of academic support staff (technical) and administrative staff; sanctioned and filled- Nil
15. Qualifications of teaching faculty with DSc/ D.Litt/ Ph.D/ MPhil/PG., P.hD.
16. Number of faculty with ongoing projects from a) National b) International funding agencies and grants received- Nil
17. Departmental projects funded by DST-FIST; UGC, DBT, ICSSR, etc. and total grants received- Nil
18. Research Centre /facility recognized by the University- Nil
19. Publications:
  - \* a) Publication per faculty
  - \* Number of papers published in peer reviewed journals (national / international) by faculty and students
  - \* Number of publications listed in International Database (For Eg: Web of Science, Scopus, Humanities International Complete, Dare Database - International Social Sciences Directory, EBSCO host, etc.)
  - \* Monographs
  - \* Chapter in Books-
  - \* Books Edited
  - \* Books with ISBN/ISSN numbers with details of publishers-
  - \* Citation Index
  - \* SNIP
  - \* SJR
  - \* Impact factor
  - \* h-index
20. Areas of consultancy and income generated - Nil

21. Faculty as members in Nil  
 a) National committees b) International Committees c) Editorial Boards....
22. Student projects  
 a) Percentage of students who have done in-house projects including inter departmental/programme-Nil  
 b) Percentage of students placed for projects in organizations outside the institution i.e.in Research laboratories/Industry/other agencies-Nil
23. Awards/ Recognitions received by faculty and students-Nil
24. List of eminent academicians and scientists/ visitors to the department-Nil
25. Seminars/ Conferences/Workshops organized & the source of funding  
 a)National -Nil  
 b)International-Nil
26. Student profile programme/course wise:NA

Name of the Course/programme (refer question no. 4)	Applications received	Selected	Enrolled		Pass percentage
			*M	*F	

\*M=Male F=Female

27. Diversity of Students

Name of the Course	% of students from the same state	% of students from other States	% of students from abroad
UG	100%	00%	00%


28. How many students have cleared national and state competitive examinations such as NET, SLET, GATE, Civil services, Defense services, etc? ? Nil

29. Student progression

Student progression	Against % enrolled
UG to PG	Nil
PG to M.Phil.	Nil
PG to Ph.D.	Nil
Ph.D. to Post-Doctoral	Nil
Employed	Not available
• Campus selection	Not available
• Other than campus recruitment	Not available
Entrepreneurship/Self-employment	

30. Details of Infrastructural facilities

- a) Library –Central Library& Online Library-yes
- b) Internet facilities for Staff & Students -Yes
- c) Class rooms with ICT facility-Nil
- d) Laboratories-Not required NA

31. Number of students receiving financial assistance from college, university, government or other agencies-More than 90%

32. Details on student enrichment programmes (special lectures / workshops / seminar) with external experts-No

33. Teaching methods adopted to improve student learning-Question-Answer method& group Discussion.

34. Participation in Institutional Social Responsibility (ISR) and Extension activitiesN.C.C., N.S.S.& Scouting.

35. SWOC analysis of the department and Future plans-

Urdu Subject is in state wise demand as teachers are being appointed in primary section.



Qualified and permanent staff is not available.

There are lotus score in this subject for severely positive changes.

General students hesitate is parting this subject.

Refers should be made by the government to promote the students.



Faculty of Agriculture

Evaluative Report of the Agronomy Departments

The Self-evaluation of every department may be provided separately in about 3-4 pages, avoiding the repetition of the data.

1. Name of the department - AGRONOMY
2. Year of Establishment - 1960
3. Names of Programmes / Courses offered (UG, PG, M.Phil., Ph.D., Integrated Masters; Integrated Ph.D., etc.) - UG,PG&Ph.D.
4. Names of Interdisciplinary courses and the departments/units involved-N.A.
5. Annual/ semester/choice based credit system (programme wise) -Annual
6. Participation of the department in the courses offered by other departments- Nil
7. Courses in collaboration with other universities, industries, foreign institutions, etc. N.A.
8. Details of courses/programmes discontinued (if any) with reasons - N.A.
9. Number of Teaching posts

	sanctioned 03+2(SF)	Filled 03+02
Professors	00	00
Associate Professors	00	01(By Promotion)
Asst. Professors	05	04

10. Faculty profile with name, qualification, designation, specialization, (D.Sc./D.Litt. /Ph.D. / M. Phil. etc.,)

Name	Qualification	Designation	Specilization	No. of Years of Experience	No. of Ph.D. Students guided for the last 4 years
------	---------------	-------------	---------------	----------------------------------	---

Dr.S.K.Singh	Ph.D. Agronomy	Associate Prof.	CropProduction	23	Nil
Dr.A.K.Singh	Ph.D. Agronomy	Assistant Prof.	Weed Management	12	Nil
Dr.C.P.Singh	Ph.D. Agronomy	Assistant Prof.	Crop production	09	Nil
Sri G.S.Pathak	M.Sc. (Ag.)Net.	Assistant Prof.	Forrage Management	08	Nil
Sri Vivek Singh	M.Sc. (Ag.)B.Ed.	Assistant Prof.	Agrostology	02	Nil

11. List of senior visiting faculty- Nil
12. Percentage of lectures delivered and practical classes handled(programme wise) by temporary faculty- UG-00%,PG-20%
13. Student -Teacher Ratio (programme wise)- UG-5/820,PG-6/40
14. Number of academic support staff (technical) and administrative staff; sanctioned and filled- 01(Agriculture Statistics) Clerk-02
15. Qualifications of teaching faculty with DSc/ D.Litt/ Ph.D/ MPhil/PG.Ph.D.-03, M.Sc.(Ag)02
16. Number of faculty with ongoing projects from a) National b) International funding agencies and grants received-Nil
17. Departmental projects funded by DST-FIST; UGC, DBT, ICSSR, etc. and total grants received -Nil
18. Research Centre /facility recognized by the University-Research Centre.
19. Publications:
  - \* a) Publication per faculty -1. Dr. A.K.Singh-06  
2. Dr.S.K.Singh- 04 { Total-10
  - \* Number of papers published in peer reviewed journals (national / international) by faculty and students -(04), (06)-
  - \* Number of publications listed in International Database (For Eg: Web of Science, Scopus, Humanities International Complete, Dare Database - International Social Sciences Directory, EBSCO host, etc.)

- \* Monographs- X
- \* Chapter in Books-Laboratory Manual-01
- \* Books Edited -X
- \* Books with ISBN/ISSN numbers with details of publishers
- \* Citation Index -X
- \* SNIP- X
- \* SJR - X
- \* Impact factor- X
- \* h-index - X

20. Areas of consultancy and income generated –N/A

21. Faculty as members in -

a) National committees b) International Committees c) Editorial Boards....Nil

22. Student projects

a) Percentage of students who have done in-house projects including inter departmental/programme-Nil

b) Percentage of students placed for projects in organizations outside the institution i.e.in Research laboratories/Industry/other agencies

23. Awards/ Recognitions received by faculty and students-Nil

24. List of eminent academicians and scientists/ visitors to the department-Nil

25. Seminars/ Conferences/Workshops organized & the source of funding

a)National -Nil

b)International-Nil

26. Student profile programme/course wise: Nil

Name of the Course/programme (refer question no. 4)	Applications received	Selected	Enrolled		Pass percentage
			*M	*F	

Name of the Course/programme (refer question no. 4)	Applications received	Selected	Enrolled		Pass percentage
			*M	*F	

\*M=Male F=Female

27. Diversity of Students-Null

Name of the Course	% of students from the same state	% of students from other States	% of students from abroad
UG	95	05	
PG			
Ph.D.			

28. How many students have cleared national and state competitive examinations such as NET, SLET, GATE, Civil services, Defense services, etc. ? Record are not available.

29. Student progression

Student progression	Against % enrolled
UG to PG	50
PG to M.Phil.	Nil
PG to Ph.D.	10%
Ph.D. to Post-Doctoral	
Employed	
<ul style="list-style-type: none"> <li>• Campus selection</li> <li>• Other than campus recruitment</li> </ul>	20% Record not available
Entrepreneurship/Self-employment	Data is not available

30. Details of Infrastructural facilities



- a) Library -Yes
  - b) Internet facilities for Staff & Students -Yes
  - c) Class rooms with ICT facility-Yes
  - d) Laboratories-Under developing
31. Number of students receiving financial assistance from college, university, government or other agencies –More than 40%
32. Details on student enrichment programmes (special lectures / workshops / seminar) with external experts-01 special Lecturer (Dr. K.P.Singh,P.S. IIVR)
33. Teaching methods adopted to improve student learning-Seminars,Lectures,Group Discussion,Interaction, Question-Answer Method Assignment.
34. Participation in Institutional Social Responsibility (ISR) and Extension activities-N.C.C.,N.S.S & Scouting.
35. SWOC analysis of the department and Future plans-Two Labs for M.Sc. (Ag) Students.
- (a)Qualified teachers
  - (b) Equipped lab
  - (c)Library & Journals

The department of Agronomy established in the year 1960 gained its P.G. status in the year 2000 under self finance Scheme. The department is playing a vital role in teaching research & extension. But due to lacking of well equipped infrastructure, the department is unable to provide better teacher taught ratio, quality oriented education, professional skills and up gradation to the students which are need of present day keeping in view the global change in education.

## Evaluative Report of the Animal Husbandry & Dairy Departments

The Self-evaluation of every department may be provided separately in about 3-4 pages, avoiding the repetition of the data.

1. Name of the department A.H. & Dairying
2. Year of Establishment---- 1960
3. Names of Programmes / Courses offered (UG, PG, M.Phil., Ph.D., Integrated Masters; Integrated Ph.D., etc.) UG. , PG.
4. Names of Interdisciplinary courses and the departments/units involved- Nill
5. Annual/ semester/choice based credit system (programme wise) --- Annual
6. Participation of the department in the courses offered by other departments--- NA
7. Courses in collaboration with other universities, industries, foreign institutions, etc.--- NA
8. Details of courses/programmes discontinued (if any) with reasons --- NA
9. Number of Teaching posts

	sanctioned	Filled
Professors	Nill	
Associate Professors	00	01 By Promotion
Asst. Professors	03	03

10. Faculty profile with name, qualification, designation, specialization, (D.Sc./D.Litt. /Ph.D. / M. Phil. etc.,)

Name	Qualification	Designation	Specilization	No. of Years of Experience	No. of Ph.D. Students guided for the last 4 years
Dr. Digvijai Singh	M.Sc. PhD.	Asso. Professor		12 year	Nill

Dr. R. K. Pal	M.Sc. PhD.	Asst. Professor		3 year	Nil
	M.Sc. PhD.	Assit. Professor		9year	Nil

11. List of senior visiting faculty----- Nil
12. Percentage of lectures delivered and practical classes handled(programme wise) by temporary faculty---- NA
13. Student -Teacher Ratio (programme wise)--- 03 and 850
14. Number of academic support staff (technical) and administrative staff; sanctioned and filled--- Peon-01
15. Qualifications of teaching faculty with DSc/ D.Litt/ Ph.D/ MPhil/PG.---- PhD.
16. Number of faculty with ongoing projects from a) National b) International funding agencies and grants received---- Nil
17. Departmental projects funded by DST-FIST; UGC, DBT, ICSSR, etc. and total grants received---NA
18. Research Centre /facility recognized by the University----- NA
19. Publications:
  - \* a) Publication per faculty ----02
  - \* Number of papers published in peer reviewed journals (national / international) by faculty and students
  - \* Number of publications listed in International Database (For Eg: Web of Science, Scopus, Humanities International Complete, Dare Database - International Social Sciences Directory, EBSCO host, etc.)
  - \* Monographs
  - \* Chapter in Books
  - \* Books Edited
  - \* Books with ISBN/ISSN numbers with details of publishers
  - \* Citation Index

- \* SNIP
- \* SJR
- \* Impact factor
- \* h-index

20. Areas of consultancy and income generated ----- NA
21. Faculty as members in ----- NA
- a) National committees b) International Committees c) Editorial Boards....
22. Student projects
- a) Percentage of students who have done in-house projects including inter departmental/programme
- b) Percentage of students placed for projects in organizations outside the institution i.e.in Research laboratories/Industry/other agencies----- NA
23. Awards/ Recognitions received by faculty and students----- NA
24. List of eminent academicians and scientists/ visitors to the department
25. Seminars/ Conferences/Workshops organized & the source of funding --- NA
- a)National ---- Nil
- b)International----- Nil
26. Student profile programme/course wise:

Name of the Course/programme (refer question no. 4)	Applications received	Selected	Enrolled		Pass percentage
			*M	*F	
UG	1916	220	185	35	11.48%

\*M=Male F=Female

27. Diversity of Students

Name of the Course	% of students	% of students from other	% of students



	from the same state	States	from abroad
UG	90%	10%	Nil

28. How many students have cleared national and state competitive examinations such as NET, SLET, GATE, Civil services, Defense services, etc. ? (Record not available.)

29. Student progression

Student progression	Against % enrolled
UG to PG 329-10	30%
PG to M.Phil.	----
PG to Ph.D.	---
Ph.D. to Post-Doctoral	--
Employed	50%, 25.45% selected
<ul style="list-style-type: none"> <li>• Campus selection</li> <li>• Other than campus recruitment</li> </ul>	
Entrepreneurship/Self-employment	

30. Details of Infrastructural facilities

- a) Library yes
- b) Internet facilities for Staff & Students yes
- c) Class rooms with ICT facility yes
- d) Laboratories

31. Number of students receiving financial assistance from college, university, government or other agencies----- More than 40%

32. Details on student enrichment programmes (special lectures / workshops / seminar) with external experts----- One special lecturers

33. Teaching methods adopted to improve student learning—Seminar, Lecture, International.

34. Participation in Institutional Social Responsibility (ISR) and Extension activities--- N.C.C., N.S.S, Scouting.



35. SWOC analysis of the department and Future plans

Up gradation of department from UG to PG.

Improvement of Infrastructure.

Improvement in teaching qualities.

Improvement in teaching methods.

Efforts will be made for the establishment of research facilities.

Evaluative Report of the AG. Chemistry Department

The Self-evaluation of every department may be provided separately in about 3-4 pages, avoiding the repetition of the data.

1. Name of the department Agriculture Chemistry & Soil Science
2. Year of Establishment---- 1960 PG. 2003
3. Names of Programmes / Courses offered (UG, PG, M.Phil., Ph.D., Integrated Masters; Integrated Ph.D., etc.) UG. And PG.
4. Names of Interdisciplinary courses and the departments/units involved- Nill
5. Annual/ semester/choice based credit system (programme wise) --- Annual
6. Participation of the department in the courses offered by other departments--- NA
7. Courses in collaboration with other universities, industries, foreign institutions, etc.--- NA
8. Details of courses/programmes discontinued (if any) with reasons --- NA
9. Number of Teaching posts

	sanctioned	Filled
Professors	X0	0
Associate Professors	0	0
Asst. Professors	UG. 1, PG.-2	03

10. Faculty profile with name, qualification, designation, specialization, (D.Sc./D.Litt. /Ph.D. / M. Phil. etc.,)

Name	Qualification	Designation	Specilizati on	No. of Years of Experience	No. of Ph.D. Students guided for the last 4 years
Dr. Rajeev Singh	M.Sc.(Ag) PhD.	Asst. Professor	Ag. Che. And Soil science.	10 year	
Dr. Bed. Prakash Singh	M.Sc.(Ag) M.Phill.	Assit. Professor	Ag. Che. And Soil science.	10 year	Null
Dr. Prabhat Kr. Singh	M.Sc.(Ag) PhD.	Asst. Professor	Ag. Che. And Soil science.	6 year	Null

11. List of senior visiting faculty----- Nil
12. Percentage of lectures delivered and practical classes handled(programme wise) by temporary faculty----
13. Student -Teacher Ratio (programme wise)--- 1:20 PG.x2, 2/929 PG.
14. Number of academic support staff (technical) and administrative staff; sanctioned and filled--- 1 Teacher, 1 clark, 3 peun.
15. Qualifications of teaching faculty with DSc/ D.Litt/ Ph.D/ MPhil/PG.---- PhD.
16. Number of faculty with ongoing projects from a) National b) International funding agencies and grants received---- Nil
17. Departmental projects funded by DST-FIST; UGC, DBT, ICSSR, etc. and total grants received---NA
18. Research Centre /facility recognized by the University-----V.B.S.P.U. JAUNPUR

19. Publications:

- \* a) Publication per faculty ----
- \* Number of papers published in peer reviewed journals (national / international) by faculty and students
- \* Number of publications listed in International Database (For Eg: Web of Science, Scopus, Humanities International Complete, Dare Database - International Social Sciences Directory, EBSCO host, etc.)
- \* Monographs
- \* Chapter in Books
- \* Books Edited
- \* Books with ISBN/ISSN numbers with details of publishers
- \* Citation Index
- \* SNIP
- \* SJR
- \* Impact factor
- \* h-index

20. Areas of consultancy and income generated ----- Nil

21. Faculty as members in ----- Nil

a) National committees b) International Committees c) Editorial Boards....

22. Student projects

a) Percentage of students who have done in-house projects including inter departmental/programme UG Nil,PG.Nil

b) Percentage of students placed for projects in organizations outside the institution i.e.in Research laboratories/Industry/other agencies-----

23. Awards/ Recognitions received by faculty and students-----

24. List of eminent academicians and scientists/ visitors to the department

25. Seminars/ Conferences/Workshops organized & the source of funding ---

a)National ----

b)International-----

26. Student profile programme/course wise:X NA





Name of the Course/programme (refer question no. 4)	Applications received	Selected	Enrolled		Pass percentage
			*M	*F	

\*M=Male F=Female

27. Diversity of Students

Name of the Course	% of students from the same state	% of students from other States	% of students from abroad
UG	90%	10%	
P.G.	100%	Nil	
PhD.	Nil	Nil	

28. How many students have cleared national and state competitive examinations such as NET, SLET, GATE, Civil services, Defense services, etc. ? (Record not available.)

29. Student progression

Student progression	Against % enrolled
UG to PG 329-10	3%
PG to M.Phil.	----10%
PG to Ph.D.	Nil
Ph.D. to Post-Doctoral	Nil
Employed	1
<ul style="list-style-type: none"> <li>• Campus selection</li> <li>• Other than campus recruitment</li> </ul>	Record not

Student progression	Against % enrolled available
Entrepreneurship/Self-employment	

30. Details of Infrastructural facilities

- |   |     |
|---|-----|
| a) Library                                  | Nil |
| b) Internet facilities for Staff & Students | yes |
| c) Class rooms with ICT facility            | yes |
| d) Laboratories                             | yes |

31. Number of students receiving financial assistance from college, university, government or other agencies----- More than 40%

32. Details on student enrichment programmes (special lectures / workshops / seminar) with external experts----- Seminar G.D./Lecturers

33. Teaching methods adopted to improve student learning—Seminar, Lecture, International.

34. Participation in Institutional Social Responsibility (ISR) and Extension activities--- N.C.C., N.S.S, Scouting.

35. SWOC analysis of the department and Future plans

The department of Ag Chemistry established in the year 1960 gained its P.G. status in the year 2000 under self finance Scheme. The department is playing a vital role in teaching research & extension. But due to lacking of well equipped infrastructure, the department is unable to provide better teacher taught ratio, quality oriented education, professional skills and up gradation to the students which are need of present day keeping in view the global change in education.



## Evaluative Report of the AG. Economics Department

The Self-evaluation of every department may be provided separately in about 3-4 pages, avoiding the repetition of the data.

1. Name of the department-Agriculture Economics
2. Year of Establishment-U.G.1960, PG-2003 (Permanent Affiliation)
3. Names of Programmes / Courses offered (UG, PG, M.Phil., Ph.D., Integrated Masters; Integrated Ph.D., etc.) - U.G., P.G & PhD.
4. Names of Interdisciplinary courses and the departments/units involved-NA
5. Annual/ semester/choice based credit system (programme wise) -Annual
6. Participation of the department in the courses offered by other departments-NA
7. Courses in collaboration with other universities, industries, foreign institutions, etc.-NA
8. Details of courses/programmes discontinued (if any) with reasons-NA
9. Number of Teaching posts –UG & PG

	sanctioned	Filled
Professors	_Nil	_0
Associate Professors	00	01( By Promotion)
Asst. Professors	UG=03+02(PG)	03+02

10. Faculty profile with name, qualification, designation, specialization, (D.Sc./D.Litt. /Ph.D. / M. Phil. etc.,)

Name	Qualification	Designation	Specilization	No. of Years of Experience	No. of Ph.D. Students guided for the last 4 years

Dr.O.P.Singh	M.Sc.(Ag),Ph.D.	Asso. Prof.	Agril.Economics	25	02
Dr.B.P.Singh	M.Sc.(Ag),Ph.D.	Assit. Prof.	(Ag) Economics	08	Nil
Dr.Devendra Singh	M.Sc.(Ag),Ph.D.	Assit. Prof.	(Ag) Economics	11	Nil
Dr.Awanish Kumar Singh	M.Sc.(Ag),Ph.D.	Assit. Prof.	(Ag) Economics	10	Nil
Dr.Nagendra Singh	M.Sc.(Ag),Ph.D	(From Management) Assit. Prof.	(Ag) Economics	02	Nil

11. List of senior visiting faculty- Nil
12. Percentage of lectures delivered and practical classes handled(programme wise) by temporary faculty- Nil
13. Student -Teacher Ratio (programme wise)UG-5/929, PG-5/40.
14. Number of academic support staff (technical) and administrative staff; sanctioned and filled- 01(One) Lab Attended, Peon-01 by managements.
15. Qualifications of teaching faculty with DSc/ D.Litt/ Ph.D/ MPhil/PG.,-P.hD.
16. Number of faculty with ongoing projects from a) National b) International funding agencies and grants received- Nil
17. Departmental projects funded by DST-FIST; UGC, DBT, ICSSR, etc. and total grants received- Nil
18. Research Centre /facility recognized by the University- Yes(VBSPU, JNP)
19. Publications: Total Publication -19

Dr.O.P.Singh	Paper-04	Seminar-03 (One in International)
Dr.B.P.Singh	Paper-nil	Seminar-01
Dr.Devendra Singh	Paper-04	Seminar-06
Dr.Avanish Kr. Singh	Paper-07 (Two in book	Seminar-06, Workshop-01 (One in International)

	Chapter)	
Dr.Nagendra Singh	Paper-04	Seminar-01

- \* a) Publication per faculty
  - \* Number of papers published in peer reviewed journals (national / international) by faculty and students –See the back page.
  - \* Number of publications listed in International Database (For Eg: Web of Science, Scopus, Humanities International Complete, Dare Database - International Social Sciences Directory, EBSCO host, etc.)
  - \* Monographs
  - \* Chapter in Books-04
  - \* Books Edited
  - \* Books with ISBN/ISSN numbers with details of publishers-01
  - \* Citation Index
  - \* SNIP
  - \* SJR
  - \* Impact factor
  - \* h-index
20. Areas of consultancy and income generated -Nil
21. Faculty as members in  
a) National committees b) International Committees c) Editorial Boards...Nil.
22. Student projects  
a) Percentage of students who have done in-house projects including inter departmental/programme-UG&PG-Nil  
b) Percentage of students placed for projects in organizations outside the institution i.e.in Research laboratories/Industry/other agencies-Not Available.
23. Awards/ Recognitions received by faculty and students-Nil
24. List of eminent academicians and scientists/ visitors to the department-Prof.H.P.Singh, Prof. Rakesh Singh, BHU,JNP.
25. Seminars/ Conferences/Workshops organized & the source of funding

a)National -Nil

b)International-Nil

26. Student profile programme/course wise:

Name of the Course/programme (refer question no. 4)	Applications received	Selected	Enrolled		Pass percentage
			*M	*F	
U.G.	1916	220	185:35		11.48%
P.G.	403	90(For six Department)	83:07		22.33%

\*M=Male F=Female

27. Diversity of Students

Name of the Course	% of students from the same state	% of students from other States	% of students from abroad
UG	90%	10%	Nil
P.G.	100%	Nil	Nil
Ph.D.	100%	Nil	Nil

28. How many students have cleared national and state competitive examinations such as NET, SLET, GATE, Civil services, Defense services, etc. ? Many Student Selected but exact/accurate/ data not available.

29. Student progression

Student progression	Against % enrolled
UG to PG 329	30%
PG to M.Phil.	Nil
PG to Ph.D.	02%
Ph.D. to Post-Doctoral	Nil

Student progression	Against % enrolled
Employed	Not available
<ul style="list-style-type: none"> <li>• Campus selection</li> <li>• Other than campus recruitment</li> </ul>	50% (25.45% selected not available)
Entrepreneurship/Self-employment	Nil

30. Details of Infrastructural facilities

- a) Library –Yes
- b) Internet facilities for Staff & Students -Yes
- c) Class rooms with ICT facility-Yes
- d) Laboratories-Not required---

31. Number of students receiving financial assistance from college, university, government or other agencies-Scholarship+Mandi Parishad Scholar ship UG=03,PG=03,More than 40%.

32. Details on student enrichment programmes (special lectures / workshops / seminar) with external experts-02- Special Lectures,Seminar/Groupdiscussion/Lecture Method.

33. Teaching methods adopted to improve student learning-Question-Answer method& group Discussion.

34. Participation in Institutional Social Responsibility (ISR) and Extension activitiesN.C.C.,N.S.S.& Scouting.

35. SWOC analysis of the department and Future plans- National seminar in department in next five years. Departmental Lectures/Debates/group Discussions will be organized on regular basis.

1. Qualified Teachers
2. Well established library and Journals
3. Well established Communication facilities like-Internet.
4. Exhibition Board like-Poster, Chart.

Future Plans-

- (a)Strengthening of Department of Agriculture Economics by appropriate utilization for quality work.
- (b)Preparation of Practical manuals and text-books.



## Evaluative Report of the Ag. Engineering Department

The Self-evaluation of every department may be provided separately in about 3-4 pages, avoiding the repetition of the data.

Name of the department-Agriculture Engineering Department

1. Year of Establishment-1960
2. Names of Programmes / Courses offered (UG, PG, M.Phil., Ph.D., Integrated Masters; Integrated Ph.D., etc.) - U.G.(B.Sc. Ag)
3. Names of Interdisciplinary courses and the departments/units involved- Nil
4. Annual/ semester/choice based credit system (programme wise) -Annual
5. Participation of the department in the courses offered by other departments- Nil
6. Courses in collaboration with other universities, industries, foreign institutions, etc.- Nil
7. Details of courses/programmes discontinued (if any) with reasons- Nil
8. Number of Teaching posts

	sanctioned	Filled
	02	01
Professors	–	–
Associate Professors	01	
Asst. Professors	–	–

9. Faculty profile with name, qualification, designation, specialization, (D.Sc./D.Litt. /Ph.D. / M. Phil. etc.,)

Name	Qualification	Designation	Specilization	No. of Years of Experience	No. of Ph.D. Students guided for the last 4 years
Er.P.P.Singh	B.Tech. Agril.Engi.	Asso. Prof.	Agril.Engi.	24 years	Nil



--	--	--	--	--	--

10. List of senior visiting faculty-Dr. Keshar Pd.Singh,Ex.Principal,Scientist,IIVR  
Dr. V.K. Chandola-Prof.From Engi.B.H.U. VNS.
11. Percentage of lectures delivered and practical classes handled(programme wise) by temporary faculty-Nil
12. Student -Teacher Ratio (programme wise)-1:600
13. Number of academic support staff (technical) and administrative staff; sanctioned and filled- Nil
14. Qualifications of teaching faculty with DSc/ D.Litt/ Ph.D/ MPhil/PG.-B.Tech.Agril.Engi.
15. Number of faculty with ongoing projects from a) National b) International funding agencies and grants received-Nil
16. Departmental projects funded by DST-FIST; UGC, DBT, ICSSR, etc. and total grants received-Nil
17. Research Centre /facility recognized by the University-Nil
18. Publications: Nil
  - \* a) Publication per faculty
  - \* Number of papers published in peer reviewed journals (national / international) by faculty and students -Nil
  - \* Number of publications listed in International Database (For Eg: Web of Science, Scopus, Humanities International Complete, Dare Database - International Social Sciences Directory, EBSCO host, etc.)
  - \* Monographs
  - \* Chapter in Books-
  - \* Books Edited
  - \* Books with ISBN/ISSN numbers with details of publishers-01
  - \* Citation Index
  - \* SNIP

- \* SJR
- \* Impact factor
- \* h-index

19. Areas of consultancy and income generated -Nil
20. Faculty as members in Nil
  - a) National committees b) International Committees c) Editorial Boards....Nil
21. Student projects
  - a) Percentage of students who have done in-house projects including inter departmental/programme-Nil
  - b) Percentage of students placed for projects in organizations outside the institution i.e.in Research laboratories/Industry/other agencies-Nil
22. Awards/ Recognitions received by faculty and students-Nil
23. List of eminent academicians and scientists/ visitors to the department-Three in each Year.
24. Seminars/ Conferences/Workshops organized & the source of funding
  - a)National -Nil
  - b)International-Nil
25. Student profile programme/course wise: N A

Name of the Course/programme (refer question no. 4)	Applications received	Selected	Enrolled		Pass percentage
			*M	*F	

\*M=Male F=Female

26. Diversity of Students

Name of the Course	% of students from the	% of students from other States	% of students from



	same state		abroad
Agri.Engi.	90%	10	Nil
P.hD.	90%	10	
Soil & Water Cons.Engi.	90%	10	

27. How many students have cleared national and state competitive examinations such as NET, SLET, GATE, Civil services, Defense services, etc. ? Record not available.

28. Student progression

Student progression	Against % enrolled
UG to PG	55
PG to M.Phil.	Nil
PG to Ph.D.	Nil
Ph.D. to Post-Doctoral	Nil
Employed	Not available
• Campus selection	13%
• Other than campus recruitment	15-20%
Entrepreneurship/Self-employment	15%

29. Details of Infrastructural facilities

- a) Library –Central Library
- b) Internet facilities for Staff & Students -Yes
- c) Class rooms with ICT facility-No
- d) Laboratories-Equipments,Tools,Models and Others.

30. Number of students receiving financial assistance from college, university, government or other agencies-

31. Details on student enrichment programmes (special lectures / workshops / seminar) with external experts-Prof.K.P.Singh,Principal,Scientist,IIVR.

32. Teaching methods adopted to improve student learning-Model& Charts.
33. Participation in Institutional Social Responsibility (ISR) and Extension activities N.C.C., N.S.S. & Scouting Plantation, Blood Donation & Traffic Control.
34. SWOC analysis of the department and Future plans-

## Evaluative Report of the Ag. Entomology Departments

The Self-evaluation of every department may be provided separately in about 3-4 pages, avoiding the repetition of the data.

1. Name of the department-Agriculture Entomology
2. Year of Establishment-1960
3. Names of Programmes / Courses offered (UG, PG, M.Phil., Ph.D., Integrated Masters; Integrated Ph.D., etc.) - U.G.& Ph.D.
4. Names of Interdisciplinary courses and the departments/units involved- Nil
5. Annual/ semester/choice based credit system (programme wise) -Annual
6. Participation of the department in the courses offered by other departments- Nil
7. Courses in collaboration with other universities, industries, foreign institutions, etc.- Nil
8. Details of courses/programmes discontinued (if any) with reasons- Nil
9. Number of Teaching posts

	sanctioned	Filled
Professors	-	-
Associate Professors	00	
Asst. Professors	04(2+2)	03

10. Faculty profile with name, qualification, designation, specialization, (D.Sc./D.Litt. /Ph.D. / M. Phil. etc.,)

Name	Qualification	Designation	Specilization	No. of Years of Experience	No. of Ph.D. Students guided for the last 4 years
Dr. Manoj Kr.Tripathi	M.Sc.(Ag),Ph.D.	Senior Lecturer	Entomology	12	01 inrolled in march,2010
Dr.Vijai	M.Sc.,Ph.D.	Lecturer	Entomology	06	Nil

Lakxmi		(Hon.)			
Dr.Loknath	M.Sc.(Ag),Ph.D.	Lecturer	Entomology	06	Nil

11. List of senior visiting faculty- Nil
12. Percentage of lectures delivered and practical classes handled(programme wise) by temporary faculty-UG-33%,PG-33%
13. Student -Teacher Ratio (programme wise)UG-653/3, PG-41/3.
14. Number of academic support staff (technical) and administrative staff; sanctioned and filled- Peon-01
15. Qualifications of teaching faculty with DSc/ D.Litt/ Ph.D/ MPhil/PG.,P.hD.
16. Number of faculty with ongoing projects from a) National b) International funding agencies and grants received- Nil
17. Departmental projects funded by DST-FIST; UGC, DBT, ICSSR, etc. and total grants received- Nil
18. Research Centre /facility recognized by the University- Yes
19. Publications:
  - \* a) Publication per faculty
    - Dr. Manoj Kumar Tripathi : 07
    - Dr. Vijai Lakxmi : 03
    - Dr. Loknath : 12
  - \* Number of papers published in peer reviewed journals (national / international) by faculty and students –N/A
  - \* Number of publications listed in International Database (For Eg: Web of Science, Scopus, Humanities International Complete, Dare Database - International Social Sciences Directory, EBSCO host, etc.)-N/A
  - \* Monographs- Nil
  - \* Chapter in Books- Nil
  - \* Books Edited - Nil

- \* Books with ISBN/ISSN numbers with details of publishers- Nil
- \* Citation Index - Nil
- \* SNIP- Nil
- \* SJR - Nil
- \* Impact factor - Nil
- \* h-index - Nil

20. Areas of consultancy and income generated -Nil

21. Faculty as members in Nil

a) National committees b) International Committees c) Editorial Boards....

22. Student projects

a) Percentage of students who have done in-house projects including inter departmental/programme-Nil

b) Percentage of students placed for projects in organizations outside the institution i.e.in Research laboratories/Industry/other agencies-Nil

23. Awards/ Recognitions received by faculty and students-Nil

24. List of eminent academicians and scientists/ visitors to the department-Nil

25. Seminars/ Conferences/Workshops organized & the source of funding

a)National -Nil

b)International-Nil

26. Student profile programme/course wise: N A

Name of the Course/programme (refer question no. 4)	Applications received	Selected	Enrolled		Pass percentage
			*M	*F	

Name of the Course/programme (refer question no. 4)	Applications received	Selected	Enrolled		Pass percentage
			*M	*F	

\*M=Male F=Female

27. Diversity of Students

Name of the Course	% of students from the same state	% of students from other States	% of students from abroad
UG	95	5	Nil
PG	95	5	Nil
Ph.D.	100	Nil	Nil

28. How many students have cleared national and state competitive examinations such as NET, SLET, GATE, Civil services, Defense services, etc. ? Data not available.

29. Student progression

Student progression	Against % enrolled
UG to PG	50
PG to M.Phil.	Data not available
PG to Ph.D.	5, No admission since 3 years
Ph.D. to Post-Doctoral	Data not available
Employed	20, UG
<ul style="list-style-type: none"> <li>• Campus selection</li> <li>• Other than campus recruitment</li> </ul>	
Entrepreneurship/Self-employment	Record Data not available

30. Details of Infrastructural facilities

a) Library –Yes

b) Internet facilities for Staff & Students -Yes





c) Class rooms with ICT facility- Nil

d) Laboratories- Yes

31. Number of students receiving financial assistance from college, university, government or other agencies- More than 40%
32. Details on student enrichment programmes (special lectures / workshops / seminar) with external experts- 01 Seminar organized by agriculture faculty
33. Teaching methods adopted to improve student learning- Seminar, Lectures & Assignment etc.
34. Participation in Institutional Social Responsibility (ISR) and Extension activities N.C.C., N.S.S. & Scouting.
35. SWOC analysis of the department and Future plans-  
Department have well experienced faculty members. All the facilities related to the theory and Practical classes are available in the department but fund for visit students to research station and pesticide industry are not available. The future plan is to upgrade the department with new source of teaching and learning aids and improve the infrastructure of the department for the betterment of the students.

## Evaluative Report of the Ag. Extension Departments

The Self-evaluation of every department may be provided separately in about 3-4 pages, avoiding the repetition of the data.

1. Name of the department- Agriculture Extension
2. Year of Establishment-U.G.1960
3. Names of Programmes / Courses offered (UG, PG, M.Phil., Ph.D., Integrated Masters; Integrated Ph.D., etc.)
4. Names of Interdisciplinary courses and the departments/units involved- Nil
5. Annual/ semester/choice based credit system (programme wise) -Annual
6. Participation of the department in the courses offered by other departments- Nil
7. Courses in collaboration with other universities, industries, foreign institutions, etc.- Nil
8. Details of courses/programmes discontinued (if any) with reasons- Nil
9. Number of Teaching posts

	sanctioned	Filled
Professors	Nil	Nil
Associate Professors	Nil	Nil
Asst. Professors	01	01

10. Faculty profile with name, qualification, designation, specialization, (D.Sc./D.Litt. /Ph.D. / M. Phil. etc.,)

Name	Qualification	Designation	Specialization	No. of Years of Experience	No. of Ph.D. Students guided for the last 4 years
Dr. Nalin Kr. Mishra	M.Sc.(Ag), Ph.D.	Asst. Prof.	Ag. Ext.	10	Nil

- 11.
12. List of senior visiting faculty- Nil
13. Percentage of lectures delivered and practical classes handled (programme wise) by temporary faculty- 25%
14. Student -Teacher Ratio (programme wise) 550:2
15. Number of academic support staff (technical) and administrative staff; sanctioned and filled- Peon-01
16. Qualifications of teaching faculty with DSc/ D.Litt/ Ph.D/ MPhil/PG.,P.hD.
17. Number of faculty with ongoing projects from a) National b) International funding agencies and grants received- Nil
18. Departmental projects funded by DST-FIST; UGC, DBT, ICSSR, etc. and total grants received- Nil
19. Research Centre /facility recognized by the University- No
20. Publications:
  - \* a) Publication per faculty
  - \* Number of papers published in peer reviewed journals (national / international) by faculty and students –Dr. N.K. Mishra-07 Research papers.
  - \* Number of publications listed in International Database (For Eg: Web of Science, Scopus, Humanities International Complete, Dare Database - International Social Sciences Directory, EBSCO host, etc.) NA.
  - \* Monographs- Nil
  - \* Chapter in Books- Nil
  - \* Books Edited - Nil
  - \* Books with ISBN/ISSN numbers with details of publishers- Nil
  - \* Citation Index Nil -
  - \* SNIP - Nil
  - \* SJR- Nil
  - \* Impact factor Nil -
  - \* h-index - Nil
21. Areas of consultancy and income generated –Ext. Activities

22. Faculty as members in -  
 a) National committees b) International Committees c) Editorial Boards...nil
23. Student projects \_Nil  
 a) Percentage of students who have done in-house projects including inter departmental/programme-  
 b) Percentage of students placed for projects in organizations outside the institution i.e.in Research laboratories/Industry/other agencies-
24. Awards/ Recognitions received by faculty and students-Nil
25. List of eminent academicians and scientists/ visitors to the department-Nil
26. Seminars/ Conferences/Workshops organized & the source of funding  
 a)National -Nil  
 b)International-Nil
27. Student profile programme/course wise:

Name of the Course/programme (refer question no. 4)	Applications received	Selected	Enrolled		Pass percentage
			*M	*F	

\*M=Male F=Female

28. Diversity of Students

Name of the Course	% of students from the same state	% of students from other States	% of students from abroad
UG	95%	5%	00


29. How many students have cleared national and state competitive examinations such as NET, SLET, GATE, Civil services, Defense services, etc. ? Record not available.

30. Student progression

Student progression	Against % enrolled
UG to PG	50%
PG to M.Phil.	
PG to Ph.D.	
Ph.D. to Post-Doctoral	
Employed	
<ul style="list-style-type: none"> <li>• Campus selection</li> <li>• Other than campus recruitment</li> </ul>	20% Record not available
Entrepreneurship/Self-employment	Record not available

31. Details of Infrastructural facilities

- a) Library –Yes
- b) Internet facilities for Staff & Students -Yes
- c) Class rooms with ICT facility-Yes
- d) Laboratories-Yes

32. Number of students receiving financial assistance from college, university, government or other agencies-More than 40%

33. Details on student enrichment programmes (special lectures / workshops / seminar) with external experts- 01 seminar organized by faculty.

34. Teaching methods adopted to improve student learning-Question-Answer method& group Discussion.Seminar, Lecture, intraction.question&answer method, assignment.

35. Participation in Institutional Social Responsibility (ISR) and Extension activitiesN.C.C, N.S.S.& Scouting.



36. SWOC analysis of the department and Future plans-

Strength:-

1. Department have well experienced faculty members.
2. All the facilities related to the theory and practical classes are available in the class.

Weakness :-

1. Lack of P.G. and research level education.
2. Scarcity of fund for visit to the students to research station in the country.

Opportunity:-

1. The students of the subject prepare leablets , posters & models etc. which is being distributed to the farmers at farmers fair and gasthiesestc in the city.
2. Faculty members are involved in extension activities which is beneficial for farmers and entrepreneurs.

Challenges:-

1. Department had applied for research centre in the university P.G. level education is needed.
2. Necessary efforts for P.G. level education will be started by the Department.

## Evaluative Report of the Ag.Horticulture Departments

The Self-evaluation of every department may be provided separately in about 3-4 pages, avoiding the repetition of the data.

1. Name of the department-Horticulture
2. Year of Establishment-1960
3. Names of Programmes / Courses offered (UG, PG, M.Phil., Ph.D., Integrated Masters; Integrated Ph.D., etc.) - U.G.
4. Names of Interdisciplinary courses and the departments/units involved- Nil
5. Annual/ semester/choice based credit system (programme wise) - Annual
6. Participation of the department in the courses offered by other departments- Nil
7. Courses in collaboration with other universities, industries, foreign institutions, etc.- Nil
8. Details of courses/programmes discontinued (if any) with reasons- Nil
9. Number of Teaching posts

	sanctioned	Filled
	02	01
Professors	–	–
Associate Professors	01	-
Asst. Professors	–	–

10. Faculty profile with name, qualification, designation, specialization, (D.Sc./D.Litt. /Ph.D. / M. Phil. etc.,)

Name	Qualification	Designation	Specilization	No. of Years of Experience	No. of Ph.D. Students guided for the last 4 years
Dr.R.Singh	Ph.D.	Asso. Prof.	Vegetables Works	12	Nil

--	--	--	--	--	--

11. List of senior visiting faculty- Nil
12. Percentage of lectures delivered and practical classes handled (programme wise) by temporary faculty- Nil
13. Student -Teacher Ratio (programme wise)- 1:500
14. Number of academic support staff (technical) and administrative staff; sanctioned and filled- Peon-01
15. Qualifications of teaching faculty with DSc/ D.Litt/ Ph.D/ MPhil/PG.-P.hD.
16. Number of faculty with ongoing projects from a) National b) International funding agencies and grants received- Nil
17. Departmental projects funded by DST-FIST; UGC, DBT, ICSSR, etc. and total grants received- Nil
18. Research Centre /facility recognized by the University-
19. Publications:
  - \* a) Publication per faculty
  - \* Number of papers published in peer reviewed journals (national / international) by faculty and students -08
  - \* Number of publications listed in International Database (For Eg: Web of Science, Scopus, Humanities International Complete, Dare Database - International Social Sciences Directory, EBSCO host, etc.)
  - \* Monographs
  - \* Chapter in Books-04
  - \* Books Edited
  - \* Books with ISBN/ISSN numbers with details of publishers-01
  - \* Citation Index
  - \* SNIP
  - \* SJR
  - \* Impact factor
  - \* h-index



20. Areas of consultancy and income generated -Nil
21. Faculty as members in Nil
  - a) National committees b) International Committees c) Editorial Boards....
22. Student projects
  - a) Percentage of students who have done in-house projects including inter departmental/programme-Nil
  - b) Percentage of students placed for projects in organizations outside the institution i.e.in Research laboratories/Industry/other agencies-Nil
23. Awards/ Recognitions received by faculty and students-Nil
24. List of eminent academicians and scientists/ visitors to the department-Two in each Year.
25. Seminars/ Conferences/Workshops organized & the source of funding
  - a)National -Nil
  - b)International-Nil
26. Student profile programme/course wise:

Name of the Course/programme (refer question no. 4)	Applications received	Selected	Enrolled		Pass percentage
			*M	*F	
Pomology& Social Forestry	220	220	185	35	100
Olericulture &Floriculture	220	220			100
Fruit Technology	106	106			100

\*M=Male F=Female

27. Diversity of Students

Name of the Course	% of students from the same state	% of students from other States	% of students from abroad

Pomology	90%	10	
Olericulture	90%	10	
Fruit Technology	90%	10	

28. How many students have cleared national and state competitive examinations such as NET, SLET, GATE, Civil services, Defense services, etc. ? Record not available

29. Student progression

Student progression	Against % enrolled
UG to PG	55-62%
PG to M.Phil.	Nil
PG to Ph.D.	Nil
Ph.D. to Post-Doctoral	Nil
Employed	
• Campus selection	13%
• Other than campus recruitment	15-16%
Entrepreneurship/Self-employment	12%

30. Details of Infrastructural facilities

- a) Library –Good Library having all essential books
- b) Internet facilities for Staff & Students –
- c) Class rooms with ICT facility—Well furnished Class-room.
- d) Laboratories-Well equipped Lab.

31. Number of students receiving financial assistance from college, university, government or other agencies-More than 40%

32. Details on student enrichment programmes (special lectures / workshops / seminar) with external experts-No

33. Teaching methods adopted to improve student learning-Question-Answer method& group Discussion Seminars.

34. Participation in Institutional Social Responsibility (ISR) and Extension

activities N.C.C., N.S.S. & Scouting.

35. SWOC analysis of the department and Future plans-

1. Training of orchard management.
2. Training of proportion by this generates Self Employment.
3. Visit different orchard, Lawn, Nursery & research etc.
4. Training given by fruit preservation depot. U.P. Government.



## Evaluative Report of the Plant Breeding & Genetics Departments

The Self-evaluation of every department may be provided separately in about 3-4 pages, avoiding the repetition of the data.

1. Name of the department - Genetics & Plant Breeding
2. Year of Establishment---- 1960
3. Names of Programmes / Courses offered (UG, PG, M.Phil., Ph.D., Integrated Masters; Integrated Ph.D., etc.) UG , PG.and PhD.
4. Names of Interdisciplinary courses and the departments/units involved- Nil
5. Annual/ semester/choice based credit system (programme wise) --- Annual
6. Participation of the department in the courses offered by other departments--- Nil
7. Courses in collaboration with other universities, industries, foreign institutions, etc.--- Nil
8. Details of courses/programmes discontinued (if any) with reasons --- Nil
9. Number of Teaching posts

	sanctioned 3+2	Filled 3+2
Professors	Nil	Nil
Associate Professors	00	01 By Promotion
Asst. Professors	3+2	2+2

10. Faculty profile with name, qualification, designation, specialization, (D.Sc./D.Litt. /Ph.D. / M. Phil. etc.,)

Name	Qualification	Designation	Specialization	No. of Years of Experience	No. of Ph.D. Students guided for the last 4 years
Dr. Alok K. Singh	M.Sc.(Ag) PhD.	Reader	Genetics & Plant Breeding	22 year	08

Dr. Manoj Kumar Singh	M.Sc.(Ag) PhD.	Sr. Lecturer	Genetics & Plant Breeding	8 year	Nil
Dr. Amoo kr. Raghuvanshi	M.Sc.(Ag) PhD	Lecturer	Crop Pysidgy	8 years	-----
Dr. Sanjay Kr. Singh	M.Sc.(Ag) PhD	Lecturer	Genetics2	3 year	-----
Mr. Nagendar a Maurya	M.Sc.(Ag)	Lecturer	Plant Breeding G.P.B.	3year	-----

11. List of senior visiting faculty----- Nil
12. Percentage of lectures delivered and practical classes handled(programme wise) by temporary faculty---- 20% P.G.
13. Student -Teacher Ratio (programme wise)--- U.G 5/880 P.G. 5/40
14. Number of academic support staff (technical) and administrative staff; sanctioned and filled- --- Peon-02
15. Qualifications of teaching faculty with DSc/ D.Litt/ Ph.D/ MPhil/PG.---- PhD.
16. Number of faculty with ongoing projects from a) National b) International funding agencies and grants received---- Na
17. Departmental projects funded by DST-FIST; UGC, DBT, ICSSR, etc. and total grants received---NA
18. Research Centre /facility recognized by the University----- Yes
19. Publications: Dr. Alok Kumar Singh – Total publication -24, paper-21, bookchapters-1 ,international posters -02  
Dr. Manoj Kumar Singh –Total Publication -07  
Dr. Amod Raghuvanshi- Total Publication -03

Dr. Sanjay Kumar Singh - Total Publication-10

Mr. Nagendra Maurya - Total Publication -03

- \* a) Publication per faculty ----47
- \* Number of papers published in peer reviewed journals (national / international) by faculty and students
- \* Number of publications listed in International Database (For Eg: Web of Science, Scopus, Humanities International Complete, Dare Database - International Social Sciences Directory, EBSCO host, etc.)
- \* Monographs
- \* Chapter in Books
- \* Books Edited
- \* Books with ISBN/ISSN numbers with details of publishers
- \* Citation Index
- \* SNIP
- \* SJR
- \* Impact factor
- \* h-index

20. Areas of consultancy and income generated ----- NA

21. Faculty as members in ----- NA

a) National committees b) International Committees c) Editorial Boards....

22. Student projects --Nil

a) Percentage of students who have done in-house projects including inter departmental/programme

b) Percentage of students placed for projects in organizations outside the institution i.e.in Research laboratories/Industry/other agencies-----

23. Awards/ Recognitions received by faculty and students-----

2012-ICAR .Beot theois Award.

2012- University Gold Medal.

2011-- University Gold Medal

24. List of eminent academicians and scientists/ visitors to the department--Nil



25. Seminars/ Conferences/Workshops organized & the source of funding --- NA

a)National ---- Nil

b)International----- Nil

26. Student profile programme/course wise: Nil

Name of the Course/programme (refer question no. 4)	Applications received	Selected	Enrolled		Pass percentage
			*M	*F	

\*M=Male F=Female

27. Diversity of Students

Name of the Course	% of students from the same state	% of students from other States	% of students from abroad
UG	95%	5%	Nil
PG	98%	2%	Nil
PhD.	100%	Nil	Nil

28. How many students have cleared national and state competitive examinations such as NET, SLET, GATE, Civil services, Defense services, etc. ? (Record not available.)

29. Student progression

Student progression	Against % enrolled
UG to PG	30%
PG to M.Phil.	----Na



Student progression	Against % enrolled
PG to Ph.D.	---5%
Ph.D. to Post-Doctoral	--20%
Employed <ul style="list-style-type: none"> <li>• Campus selection -----20%</li> <li>• Other than campus recruitment</li> </ul>	Record not available
Entrepreneurship/Self-employment	Record not available

30. Details of Infrastructural facilities

- a) Library yes
- b) Internet facilities for Staff & Students yes
- c) Class rooms with ICT facility yes
- d) Laboratories yes

31. Number of students receiving financial assistance from college, university, government or other agencies----- More than 40%

32. Details on student enrichment programmes (special lectures / workshops / seminar) with external experts----- 5

33. Teaching methods adopted to improve student learning—Seminar, Lecture, International. Question Answering Method.

34. Participation in Institutional Social Responsibility (ISR) and Extension activities--- N.C.C., N.S.S, Scouting.

35. SWOC analysis of the department and Future plans

- 1- Qualified Faculty.
- 2- Well equipped Laboratories.
- 3- Computer & Internet Facilities.

No. Financial assistance from any Institution. We want to develop a well equipped tissues culture laboratory.





## Evaluative Report of the Plant Pathology Departments

The Self-evaluation of every department may be provided separately in about 3-4 pages, avoiding the repetition of the data.

1. Name of the department-Plant Pathology
2. Year of Establishment- 1960
3. Names of Programmes / Courses offered (UG, PG, M.Phil., Ph.D., Integrated Masters; Integrated Ph.D., etc.)- U.G.,P.G.,P.hD.
4. Names of Interdisciplinary courses and the departments/units involved-N/A
5. Annual/ semester/choice based credit system (programme wise) -Annual
6. Participation of the department in the courses offered by other departments-Nil
7. Courses in collaboration with other universities, industries, foreign institutions, etc. Nil
8. Details of courses/programmes discontinued (if any) with reasons Nil
9. Number of Teaching posts

	sanctioned	Filled
Professors	-	-
Associate Professors	-	-
Asst. Professors	04	03

10. Faculty profile with name, qualification, designation, specialization, (D.Sc./D.Litt. /Ph.D. / M. Phil. etc.,)

Name	Qualification	Designation	Specilization	No. of Years of Experience	No. of Ph.D. Students guided for the last 4 years
Dr.Ramesh Singh	P.hD.	Associate Proff.	Plant Patho.	13	04(3+1)

Dr. P.C.Singh	P.hD.	Assit.Prof. (S.F.S.)	Plant Patho.	05	Nil
Dr.Dinesh Kumar	P.hD.	Assit.Prof. (S.F.S.)	Plant Patho.	03	Nil
Dr.V.K.Maurya	P.hD.	Assit.Prof. (S.F.S.)	Plant Patho.	01	Nil

11. List of senior visiting faculty-1. Udit Narain (C.A.U.A.T., Kanpur)
  2. Dr. R.B. Singh (I.A.S., B.H.U. Varanasi)
12. Percentage of lectures delivered and practical classes handled(programme wise) by temporary faculty-UG-25%, PG-25%
13. Student -Teacher Ratio (programme wise)UG 4/643, PG-4/53
14. Number of academic support staff (technical) and administrative staff; sanctioned and filled- Nil
15. Qualifications of teaching faculty with DSc/ D.Litt/ Ph.D/ MPhil/PG.-P.hD.
16. Number of faculty with ongoing projects from a) National b) International funding agencies and grants received-Nil
17. Departmental projects funded by DST-FIST; UGC, DBT, ICSSR, etc. and total grants received-Nil
18. Research Centre /facility recognized by the University-Yes
19. Publications:
  - \* a) Publication per faculty –Dr. Ramesh Singh-12  
 Dr. P.C. Singh-07  
 Dr. Dinesh Kumar-06
  - \* Number of papers published in peer reviewed journals (national / international) by faculty and students - X
  - \* Number of publications listed in International Database (For Eg: Web of Science, Scopus, Humanities International Complete, Dare Database - International Social Sciences Directory, EBSCO host, etc.)N/A
  - \* MonographsN/A

\* Chapter in Books- 03,02.01 Dr. Ramesh Singh-12

Dr. P.C. Singh-07

Dr. Dinesh Kumar-06

\* Books Edited -Nil

\* Books with ISBN/ISSN numbers with details of publishers-Nil

\* Citation Index -

\* SNIP -

\* SJR-

\* Impact factor -

\* h-index -

20. Areas of consultancy and income generated -Nil

21. Faculty as members in

a) National committees b) International Committees c) Editorial Boards....Yes

22. Student projects

a) Percentage of students who have done in-house projects including inter departmental/programme-Nil

b) Percentage of students placed for projects in organizations outside the institution i.e.in Research laboratories/Industry/other agencies-Nil

23. Awards/ Recognitions received by faculty and students-SPPS Fellow-2005

24. List of eminent academicians and scientists/ visitors to the department-Nil

25. Seminars/ Conferences/Workshops organized & the source of funding

a)National -Nil

b)International -Nil

26. Student profile programme/course wise: N/A

Name of the Course/programme (refer question no. 4)	Applications received	Selected	Enrolled		Pass percentage
			*M	*F	

Name of the Course/programme (refer question no. 4)	Applications received	Selected	Enrolled		Pass percentage
			*M	*F	

\*M=Male F=Female

27. Diversity of Students-N/A

Name of the Course	% of students from the same state	% of students from other States	% of students from abroad

28. How many students have cleared national and state competitive examinations such as NET, SLET, GATE, Civil services, Defense services, etc. ? N/a

29. Student progression-N/a

Student progression	Against % enrolled
UG to PG	
PG to M.Phil.	
PG to Ph.D.	
Ph.D. to Post-Doctoral	
Employed	
<ul style="list-style-type: none"> <li>• Campus selection</li> <li>• Other than campus recruitment</li> </ul>	
Entrepreneurship/Self-employment	

30. Details of Infrastructural facilities

a) Library –Departmental Library



- b) Internet facilities for Staff & Students –For Staff
  - c) Class rooms with ICT facility-Nil
  - d) Laboratories-UG & PG Laboratories
31. Number of students receiving financial assistance from college, university, government or other agencies-N/A
  32. Details on student enrichment programmes (special lectures / workshops / seminar) with external experts-seminar organized by Agriculture faculty
  33. Teaching methods adopted to improve student learning-N/A
  34. Participation in Institutional Social Responsibility (ISR) and Extension activities-Nil
  35. SWOC analysis of the department and Future plans- Upgrade the department with new source of teaching and learning aids, improve infrastructure of the department. Proposed projects and other scheme. Development of new research Lab facilities.

## Faculty of Commerce

### Evaluative Report of the Commerce Departments

The Self-evaluation of every department may be provided separately in about 3-4 pages, avoiding the repetition of the data.

1. Name of the department- Commerce
2. Year of Establishment-1957
3. Names of Programmes / Courses offered (UG, PG, M.Phil., Ph.D., Integrated Masters; Integrated Ph.D., etc.)- UG, PG, Ph.D.
4. Names of Interdisciplinary courses and the departments/units involved-Not applicable.
5. Annual/ semester/choice based credit system (programme wise) -Annual
6. Participation of the department in the courses offered by other departments-Not applicable.
7. Courses in collaboration with other universities, industries, foreign institutions, etc.-N.A.
8. Details of courses/programmes discontinued (if any) with reasons – P.G. Diploma in business Management started in 1990 & discontinued in 2000 by V.B.S.P.U., Jaunpur.
9. Number of Teaching posts

	sanctioned 07	Filled 04
Professors	Nil	Nil
Associate Professors	00	02 By Promotion
Asst. Professors	07	02

10. Faculty profile with name, qualification, designation, specialization, (D.Sc./D.Litt. /Ph.D. / M. Phil. etc.,)

Name	Qualification	Designation	Specialization	No. of Years of Experience	No. of Ph.D. Students guided for the last 4

					years
Dr. M.K. Rai	M.Com	Associate Proff.		38	Nil
Dr. S.P.Singh	M.Com	Associate Proff.		22	06
Dr.S.K.Upadhayay	M.Com	Asst.Prof.		11	Nil
Dr. Anil Kumar Rahul	M.Com	Asst.Prof.		03	Nil

11. List of senior visiting faculty-Not applicable.
12. Percentage of lectures delivered and practical classes handled(programme wise) by temporary faculty-46%
13. Student -Teacher Ratio (programme wise)-1:168
14. Number of academic support staff (technical) and administrative staff; sanctioned and filled-N.A.
15. Qualifications of teaching faculty with DSc/ D.Litt/ Ph.D/ MPhil/PG.,P.hD.
16. Number of faculty with ongoing projects from a) National b) International funding agencies and grants received-Nil
17. Departmental projects funded by DST-FIST; UGC, DBT, ICSSR, etc. and total grants received-Nil
18. Research Centre /facility recognized by the University-1.S.K.Upadhyay-02  
2-Dr. S.P.Singh-02
19. Publications:
20. a) Publication per faculty --1.S.K.Upadhyay-02  
2-Dr. S.P.Singh-02

- \* Number of papers published in peer reviewed journals (national / international) by faculty and students X
- \* Number of publications listed in International Database (For Eg: Web of Science, Scopus, Humanities International Complete, Dare Database - International Social Sciences Directory, EBSCO host, etc.)-X
- \* Monographs- X
- \* Chapter in Books- X
- \* Books Edited X
- \* Books with ISBN/ISSN numbers with details of publishers- X
- \* Citation Index - X
- \* SNIP- X
- \* SJR- X
- \* Impact factor- X
- \* h-index - X

21. Areas of consultancy and income generated N.A.

22. Faculty as members in

a) National committees b) International Committees c) Editorial Boards...X

23. Student projects

a) Percentage of students who have done in-house projects including inter departmental/programmers-X

b) Percentage of students placed for projects in organizations outside the institution i.e.in Research laboratories/Industry/other agencies-X

24. Awards/ Recognitions received by faculty and students-X

25. List of eminent academicians and scientists/ visitors to the department-

26. Seminars/ Conferences/Workshops organized & the source of funding

a)National - Nil

b)International- Nil

27. Student profile programme/course wise:





Name of the Course/programme (refer question no. 4)	Applications received	Selected	Enrolled		Pass percentage
			*M	*F	

\*M=Male F=Female

28. Diversity of Students

Name of the Course	% of students from the same state	% of students from other States	% of students from abroad
U G	100	00	00
P G	100	00	00
Ph D	100	00	00

29. How many students have cleared national and state competitive examinations such as NET, SLET, GATE, Civil services, Defense services, etc. ? Net-05

30. Student progression

Student progression	Against % enrolled
UG to PG	40
PG to M.Phil.	00
PG to Ph.D.	4
Ph.D. to Post-Doctoral	
Employed	Record not available
<ul style="list-style-type: none"> <li>• Campus selection</li> <li>• Other than campus recruitment</li> </ul>	

Student progression	Against % enrolled
Entrepreneurship/Self-employment	Record not available

31. Details of Infrastructural facilities
  - a) Library -Yes
  - b) Internet facilities for Staff & Students -Yes
  - c) Class rooms with ICT facility-Yes
  - d) Laboratories-Yes
32. Number of students receiving financial assistance from college, university, government or other agencies
33. Details on student enrichment programmers (special lectures / workshops / seminar) with external experts-2012-13 -01
34. Teaching methods adopted to improve student learning-Lectures
35. Participation in Institutional Social Responsibility (ISR) and Extension activities
36. SWOC analysis of the department and Future plans- To renew the course of P.G. Diploma in business Management.



## Faculty of Science

### Evaluative Report of the Physics. Department

The Self-evaluation of every department may be provided separately in about 3-4 pages, avoiding the repetition of the data.

1. Name of the department-Physics
2. Year of Establishment-U.G.1953, PG-1993
3. Names of Programmes / Courses offered (UG, PG, M.Phil., Ph.D., Integrated Masters; Integrated Ph.D., etc.) - U.G.& Ph.D.
4. Names of Interdisciplinary courses and the departments/units involved- Nil
5. Annual/ semester/choice based credit system (programme wise) -Annual
6. Participation of the department in the courses offered by other departments- Nil
7. Courses in collaboration with other universities, industries, foreign institutions, etc.- Nil
8. Details of courses/programmes discontinued (if any) with reasons- Nil
9. Number of Teaching posts

	sanctioned 13	Filled 08
Professors	–	–
Associate Professors	02	02( By Promotion)
Asst. Professors	06	–

10. Faculty profile with name, qualification, designation, specialization, (D.Sc./D.Litt. /Ph.D. / M. Phil. etc.,)

Name	Qualifi-cation	Designa-tion	Speciliz-ation	No. of Years of Experience	No. of Ph.D. Students guided for the

					last 4 years
Dr. Ramji Pathak	M.Sc.,Ph.D.	Asso. Prof.	Nuclear Physics	17	01
Dr.Amar Nath Thakur	M.Sc.,Ph.D.	Asso. Prof.	Electronics	17	04+03
Mrs.Abha Singh	M.Sc.,M.Phil.	Asso. Prof.	Electronics	13	Nil
Sri Amit Srivastav	M.Sc.,M.Tech.,Ph.D.(Sub.)	Asso. Prof.	Solid State	13	Nil
Dr.D.P.Saha	M.Sc.,Ph.D.	Asso. Prof.	Electronics	08	Nil
Dr.Sudesh Kr. Singh	M.Sc.,Ph.D.	Asso. Prof.	Solid State	05	Nil
Dr.J.P.Singh	M.Sc.,Ph.D.	Asso. Prof.	Electronics	09	Nil
Dr.R.K.Singh	M.Sc.,Ph.D.	Asso. Prof.	Electronics	08	Nil

11. List of senior visiting faculty- Nil
12. Percentage of lectures delivered and practical classes handled(programme wise) by temporary faculty- Nil
13. Student -Teacher Ratio (programme wise)UG-80:1, PG-3:1
14. Number of academic support staff (technical) and administrative staff; sanctioned and filled- Lab-Assit.-02, Technician-01, Lab bearer-04.
15. Qualifications of teaching faculty with DSc/ D.Litt/ Ph.D/ MPhil/PG.,P.hD.
16. Number of faculty with ongoing projects from a) National b) International funding agencies and grants received- Nil
17. Departmental projects funded by DST-FIST; UGC, DBT, ICSSR, etc. and total grants received- Nil
18. Research Centre /facility recognized by the University- Yes
19. Publications:
  - \* a) Publication per faculty - Nil
  - \* Number of papers published in peer reviewed journals (national / international) by

faculty and students -Nil

- \* Number of publications listed in International Database (For Eg: Web of Science, Scopus, Humanities International Complete, Dare Database - International Social Sciences Directory, EBSCO host, etc.)-Nil
- \* Monographs-Nil
- \* Chapter in Books-Nil
- \* Books Edited -Nil
- \* Books with ISBN/ISSN numbers with details of publishers-01
- \* Citation Index
- \* SNIP
- \* SJR
- \* Impact factor
- \* h-index

20. Areas of consultancy and income generated -Nil

21. Faculty as members in Nil

a) National committees b) International Committees c) Editorial Boards....

22. Student projects

a) Percentage of students who have done in-house projects including inter departmental/programme-Nil

b) Percentage of students placed for projects in organizations outside the institution i.e.in Research laboratories/Industry/other agencies-Nil

23. Awards/ Recognitions received by faculty and students-Nil

24. List of eminent academicians and scientists/ visitors to the department-Nil

25. Seminars/ Conferences/Workshops organized & the source of funding

a)National -Nil

b)International-Nil

26. Student profile programme/course wise: Nil

Name of the Course/programme (refer question no. 4)	Applications received	Selected	Enrolled		Pass percentage
			*M	*F	

Name of the Course/programme (refer question no. 4)	Applications received	Selected	Enrolled		Pass percentage
			*M	*F	

\*M=Male F=Female

27. Diversity of Students

Name of the Course	% of students from the same state	% of students from other States	% of students from abroad
UG	98%	2%	Nil
PG	99%	1%	Nil
Ph.D.	98%	2%	Nil

28. How many students have cleared national and state competitive examinations such as NET, SLET, GATE, Civil services, Defense services, etc. –Record not available.

29. Student progression

Student progression	Against % enrolled
UG to PG	10
PG to M.Phil.	Nil
PG to Ph.D.	10
Ph.D. to Post-Doctoral	Nil
Employed	Not available
• Campus selection	Nil

Student progression	Against % enrolled
• Other than campus recruitment	Not available
Entrepreneurship/Self-employment	Nil

30. Details of Infrastructural facilities

- a) Library-Yes
- b) Internet facilities for Staff & Students -Yes
- c) Class rooms with ICT facility-Yes
- d) Laboratories-Yes

31. Number of students receiving financial assistance from college, university, government or other agencies-More than 40%

32. Details on student enrichment programmes (special lectures / workshops / seminar) with external experts-Nil

33. Teaching methods adopted to improve student learning-Seminar, Lecturer method teaching rough Projects etc.

34. Participation in Institutional Social Responsibility (ISR) and Extension activities-N.C.C, N.S.S.& Scouting.

35. SWOC analysis of the department and Future plans-

Strength- The dept has total sanctioned posts are 13 as faculty members alongwith-02 Lab Assistant, 01 Technician and 04 Lab bearer.

Weakness- The dept. offers UG, PG & Ph.D. courses. The deptt. Has computer Lab with Internet facility and rich departmental library.

The deptt is lacking of many modern facility/instruments like XRD, DTA-TGA Machine.

Opportunity-Our PG students & teachers visit different labs for project and research works. We have collaborative work with some University and research Labs.



## Evaluative Report of the Chemistry Departments

The Self-evaluation of every department may be provided separately in about 3-4 pages, avoiding the repetition of the data.

1. Name of the department-Chemistry
2. Year of Establishment -1953
3. Names of Programmes / Courses offered (UG, PG, M.Phil., Ph.D., Integrated Masters; Integrated Ph.D., etc.)- UG,PG,PhD.
4. Names of Interdisciplinary courses and the departments/units involved
5. Annual/ semester/choice based credit system (programme wise) -Annual
6. Participation of the department in the courses offered by other departments-N.A.
7. Courses in collaboration with other universities, industries, foreign institutions, etc. -N.A.
8. Details of courses/programmes discontinued (if any) with reasons -N.A.
9. Number of Teaching posts -16

	sanctioned	Filled
Professors	X0	
Associate Professors	0	07 by Promotion
Asst. Professors	09	07

10. Faculty profile with name, qualification, designation, specialization, (D.Sc./D.Litt. /Ph.D. / M. Phil. etc.,)

Name	Qualification	Designation	Specilization	No. of Years of Experience	No. of Ph.D. Students guided for the last 4 years



11. List of senior visiting faculty-Null
12. Percentage of lectures delivered and practical classes handled(programme wise) by temporary faculty-12.5%
13. Student -Teacher Ratio (programme wise)- UG &PG-1:115
14. Number of academic support staff (technical) and administrative staff; sanctioned and filled-03
15. Qualifications of teaching faculty with DSc/ D.Litt/ Ph.D/ MPhil/P.hD.
16. Number of faculty with ongoing projects from a) National b) International funding agencies and grants received- Null
17. Departmental projects funded by DST-FIST; UGC, DBT, ICSSR, etc. and total grants received- UGC
18. Research Centre /facility recognized by the University- Department is pioneer Center of VBSPU, NNP/Field: Kinetics, Hetrocycle, pollution.
19. Publications:
  - \* a) Publication per faculty
  - \* Number of papers published in peer reviewed journals (national / international) by faculty and students -76
  - \* Number of publications listed in International Database (For Eg: Web of Science, Scopus, Humanities International Complete, Dare Database - International Social Sciences Directory, EBSCO host, etc.)
  - \* Monographs
  - \* Chapter in Books
  - \* Books Edited
  - \* Books with ISBN/ISSN numbers with details of publishers-ISBN Numbers, Computer for Chemist ----→978-93-80129-04-4
  - \* Citation Index
  - \* SNIP
  - \* SJR

\* Impact factor

\* h-index

20. Areas of consultancy and income generated - Nil

21. Faculty as members in

a) National committees b) International Committees c) Editorial Boards....Nil

22. Student projects

a) Percentage of students who have done in-house projects including inter departmental/programme- Nil

b) Percentage of students placed for projects in organizations outside the institution i.e.in Research laboratories/Industry/other agencies- 10%

23. Awards/ Recognitions received by faculty and students- Nil

24. List of eminent academicians and scientists/ visitors to the department-Dr. N.B. Singh

25. Seminars/ Conferences/Workshops organized & the source of funding – Prof. B.Sc.

a)National –One UGC

b)International-

26. Student profile programme/course wise:Nil

Name of the Course/programme (refer question no. 4)	Applications received	Selected	Enrolled		Pass percentage
			*M	*F	

\*M=Male F=Female

27. Diversity of Students- Nil

Name of the Course	% of students from the same state	% of students from other States	% of students from abroad


28. How many students have cleared national and state competitive examinations such as NET, SLET, GATE, Civil services, Defense services, etc. ? -04-

29. Student progression

Student progression	Against % enrolled
UG to PG	10
PG to M.Phil.	00
PG to Ph.D.	5
Ph.D. to Post-Doctoral	00
Employed <ul style="list-style-type: none"> <li>• Campus selection</li> <li>• Other than campus recruitment</li> </ul>	Record not available
Entrepreneurship/Self-employment	Record not available

30. Details of Infrastructural facilities

- a) Library -Yes
- b) Internet facilities for Staff & Students - Yes
- c) Class rooms with ICT facility - Yes
- d) Laboratories - Yes

31. Number of students receiving financial assistance from college, university, government or other agencies-

32. Details on student enrichment programmes (special lectures / workshops / seminar) with external experts – 02 Special Lecturers

33. Teaching methods adopted to improve student learning – lecturers, Seminar, Lab, Group Discussion

34. Participation in Institutional Social Responsibility (ISR) and Extension activities-



35. SWOC analysis of the department and Future plans- Two labs for M.Sc. students.
- (a) Qualified teachers
  - (b) Well equipped lab
  - (c) Library & Journals



## Evaluative Report of the Zoology Departments

The Self-evaluation of every department may be provided separately in about 3-4 pages, avoiding the repetition of the data.

1. Name of the department-Zoology
2. Year of Establishment-U.G.1956,PG-1993
3. Names of Programmes / Courses offered (UG, PG, M.Phil., Ph.D., Integrated Masters; Integrated Ph.D., etc.) - U.G.& Ph.D.
4. Names of Interdisciplinary courses and the departments/units involved-N/A
5. Annual/ semester/choice based credit system (programme wise) -Annual
6. Participation of the department in the courses offered by other departments-inter dept. on the college.
7. Courses in collaboration with other universities, industries, foreign institutions, etc.-N/A
8. Details of courses/programmes discontinued (if any) with reasons-N/A
9. Number of Teaching posts

	sanctioned	Filled
Professors	N/A	N/A
Associate Professors	12	04
Asst. Professors	–	03

10. Faculty profile with name, qualification, designation, specialization, (D.Sc./D.Litt. /Ph.D. / M. Phil. etc.,)

Name	Qualification	Designation	Specialization	No. of Years of Experience	No. of Ph.D. Students guided for the last 4

					years
Dr. V.K.Tripathi	Ph.D.	Asso.Prof.	Fish	30	04
Dr.S.K.Verma	Ph.D.	Asso.Prof.	Fish	17	-
Dr,S.K.Singh	Ph.D.	Asso.Prof.	Cell Bid.	36	01
Dr.H.S.Singh	Ph.D.	Asso.Prof.	Fish	34	01
Dr.Gargi	Ph.D.	Assit.Prof.		04	-
Dr.D.B.Mishra	Ph.D.	Assit.Prof.	Fish	10	-
Dr.S.K.Singh	Ph.D.	Assit.Prof.	Fish	08	

11. List of senior visiting faculty- Nil
12. Percentage of lectures delivered and practical classes handled(programme wise) by temporary faculty-Thirty Percent.
13. Student -Teacher Ratio (programme wise)UG-100:01, PG7:1.
14. Number of academic support staff (technical) and administrative staff; sanctioned and filled-  
Peon-
15. Qualifications of teaching faculty with DSc/ D.Litt/ Ph.D/ MPhil/P.G.,P.hD.-  
08Ph.D.,02M.Sc(Zoology)
16. Number of faculty with ongoing projects from a) National b) International funding agencies and grants received- Nil
17. Departmental projects funded by DST-FIST; UGC, DBT, ICSSR, etc. and total grants received- Nil
18. Research Centre /facility recognized by the University-Zoology research lab,as research centre recognized by VBSPU,JNP(UP).
19. Publications:

* a)	Dr.S.K.Verma	03
	Dr.S.K.Singh	05
	Dr. H.S. Singh	05
	Dr. Gargi	05
	Dr. D.B. Mishra	05
	Dr.S.K.Singh	04
	Dr. Rajveer	03

#### Publication per faculty

- \* Number of papers published in peer reviewed journals (national / international) by faculty and students
- \* Number of publications listed in International Database (For Eg: Web of Science, Scopus, Humanities International Complete, Dare Database - International Social Sciences Directory, EBSCO host, etc.)
- \* Monographs
- \* Chapter in Books-
- \* Books Edited
- \* Books with ISBN/ISSN numbers with details of publishers-01
- \* Citation Index
- \* SNIP
- \* SJR
- \* Impact factor
- \* h-index

20. Areas of consultancy and income generated –N/A

21. Faculty as members in

a) National committees b) International Committees c) Editorial Boards...Dr.D.B.Mishra.

22. Student projects

a) Percentage of students who have done in-house projects including inter departmental/programme- Nil



b) Percentage of students placed for projects in organizations outside the institution i.e.in  
 Research laboratories/Industry/other agencies-N/A

23. Awards/ Recognitions received by faculty and students-N/A

24. List of eminent academicians and scientists/ visitors to the department-  
 Prof.S.K.Trigun,BHU,VNS. Dr.R.S.Pandey,Allahabad,Uni.,Dr.Sanjay Kumar  
 Gupta,TMCRI,Bombay

25. Seminars/ Conferences/Workshops organized & the source of funding

a)National -Nil

b)International-Nil

26. Student profile programme/course wise:

Name of the Course/programme (refer question no. 4)	Applications received	Selected	Enrolled		Pass percentage
			*M	*F	

\*M=Male F=Female

27. Diversity of Students

Name of the Course	% of students from the same state	% of students from other States	% of students from abroad
UG	UP	Nil	Nil
PG	UP	Nil	Nil
Ph.D.	UP	Nil	Nil



28. How many students have cleared national and state competitive examinations such as NET, SLET, GATE, Civil services, Defense services, etc. ? Record not available.

29. Student progression

Student progression	Against % enrolled
UG to PG	20%
PG to M.Phil.	N/A
PG to Ph.D.	N/E,since3years
Ph.D. to Post-Doctoral	
Employed	Not available
• Campus selection	Not available
• Other than campus recruitment	Not available
Entrepreneurship/Self-employment	

30. Details of Infrastructural facilities

a) Library –Library& Online Library

b) Internet facilities for Staff & Students -Yes

c) Class rooms with ICT facility-Multimedia and projector facility

d) Laboratories-UG,PG & Research.

31. Number of students receiving financial assistance from college, university, government or other agencies-More than 40%

32. Details on student enrichment programmes (special lectures / workshops / seminar) with external experts-Lectures and visiting Scientist.

33. Teaching methods adopted to improve student learning-Tutorial, Seminars& group Discussion.

34. Participation in Institutional Social Responsibility (ISR) and Extension activitiesN.C.C.,N.S.S.& Scouting.

35. SWOC analysis of the department and Future plans-

1. Well equipped library, Internet and laboratory.
2. Shortage of faculty
3. Producing students of biological science background which may have role in future development of the country.
4. Higher input of students creating problems in teaching lo limited infrastructure and lacking facilities.



## Evaluative Report of the Botany Departments

The Self-evaluation of every department may be provided separately in about 3-4 pages, avoiding the repetition of the data.

1. Name of the department-Botany
2. Year of Establishment-U.G.1956,PG-1971
3. Names of Programmes / Courses offered (UG, PG, M.Phil., Ph.D., Integrated Masters; Integrated Ph.D., etc.) - U.G.& P.hD.
4. Names of Interdisciplinary courses and the departments/units involved-N/A
5. Annual/ semester/choice based credit system (programme wise) -Annual
6. Participation of the department in the courses offered by other departments-N/A
7. Courses in collaboration with other universities, industries, foreign institutions, etc.-N/A
8. Details of courses/programmes discontinued (if any) with reasons-No
9. Number of Teaching posts -11

	sanctioned	Filled
Professors	0	–
Associate Professors	0	02( By Promotion)
Asst. Professors	09	05

10. Faculty profile with name, qualification, designation, specialization, (D.Sc./D.Litt. /Ph.D. / M. Phil. etc.,)

Name	Qualifica- tion	Designa- tion	Speciliza- tion	No. of Years of Experie nce	No. of Ph.D. Students guided for the last 4 years
Dr. Arvind	M.Sc.,P.h	Asso. Prof.	Ecology &	22	05+03=08

kr.Singh	D.		Taxology		
Dr. Ashok Singh	M.Sc.,Ph. D.	Asst. Prof.	Microbial Ecology & Plant Pathology	12	
Dr.Ashok Kr.Singh	M.Sc.,Ph. D.	Asso.Prof.	Environmental Pollution & Biotechnology	24	04+02+03=09
Dr.Vivek Singh	M.Sc.,Ph. D.	Asst. Prof.	Plant Pathology	03	
Dr. Ajay kumar Singh	M.Sc.,Ph. D.	Asst. Prof.	Forest Ecology	10	
Dr. Vishal Pundir	M.Sc.,Ph. D.	Asst. Prof.	Forest Ecology	07	
Dr. Renu Singh	M.Sc.,Ph. D.	Asst. Prof.	Algae	05	

11. List of senior visiting faculty-1. Prof.-S.P.Singh,Ex,Vc H.N.Uni.Garhwal
12. Percentage of lectures delivered and practical classes handled(programme wise) by temporary faculty-25%
13. Student -Teacher Ratio (programme wise)UG:100,PG:11
14. Number of academic support staff (technical) and administrative staff; sanctioned and filled-02 Lab Asst.,04 Lab bearer
15. Qualifications of teaching faculty with DSc/ D.Litt/ Ph.D/ MPhil/PG.,Ph.D.
16. Number of faculty with ongoing projects from a) National b) International funding

agencies and grants received- Nil

17. Departmental projects funded by DST-FIST; UGC, DBT, ICSSR, etc. and total grants received- Nil
18. Research Centre /facility recognized by the University-Deptt. Is pioneer Research Centre of VBSPU, Jaunpur
19. Publications: 1. Dr. Arvind kumar Singh \*National-07, International-08, Other N/A  
2. Dr. Ashok Singh \*National -04, Other N/A  
3. Dr. Ashok Kumar Singh \* National-12, International-08, Number of Publication listed in International data base (Web)-10, Chapter in book: Indigirious Knowledge , Biodiversity, Conservation and development of Bioiversity (Ed. Dr. P.K. Gupta) PP.12-15:2009, S.K. Publication.  
4. Dr. Vivek Singh \*National-02  
5. Dr. Ajay Kumar Singh \* National-01  
6. Dr. Vishal pundir \* National-01,
  - \* a) Publication per faculty
  - \* Number of papers published in peer reviewed journals (national / international) by faculty and students -08
  - \* Number of publications listed in International Database (For Eg: Web of Science, Scopus, Humanities International Complete, Dare Database - International Social Sciences Directory, EBSCO host, etc.)
  - \* Monographs
  - \* Chapter in Books-04
  - \* Books Edited
  - \* Books with ISBN/ISSN numbers with details of publishers-01
  - \* Citation Index
  - \* SNIP
  - \* SJR
  - \* Impact factor
  - \* h-index
20. Areas of consultancy and income generated –N/A

21. Faculty as members in N/A  
 a) National committees b) International Committees c) Editorial Boards....
22. Student projects –N/A  
 a) Percentage of students who have done in-house projects including inter departmental/programme-  
 b) Percentage of students placed for projects in organizations outside the institution i.e.in Research laboratories/Industry/other agencies-
23. Awards/ Recognitions received by faculty and students-N/A
24. List of eminent academicians and scientists/ visitors to the department-01,Prof. S.P.Singh,Ex VC HN University Garhwal
25. Seminars/ Conferences/Workshops organized & the source of funding - N/A  
 a)National –  
 b)International-
26. Student profile programme/course wise:

Name of the Course/programme (refer question no. 4)	Applications received	Selected	Enrolled		Pass percentage
			*M	*F	

\*M=Male F=Female

27. Diversity of Students

Name of the Course	% of students from the same state	% of students from other States	% of students from abroad
UG	100%	1%	Nil

P.G.	95%	5%	Nil
Ph.D.	100%	Nil	Nil

28. How many students have cleared national and state competitive examinations such as NET, SLET, GATE, Civil services, Defense services, etc. ?

NET-(i) Yogesh Srivastav

(ii) Priya Singh

(iii) Ashish Sonkar

(iv) Gyanendra Pratap Singh

(v) Dharmendra Singh

Note- Some other have also qualified but details are not available.

SLET-

Note- Students have qualified but details are not available.

GATE-

(i) Amitabh Mishra

(ii) Dhanjai Singh

(iii) Ramesh Chand Pandey

Note- Some other have also qualified but details are not available.

Civil services-

1. Ravindra Tripathi- IAS

2. Harishchandra- IPS

3. Sanjay Singh- IFS

4. Ramesh Chand Pandey- IFS

5. Yogesh Srivastav- IAS allied

6.Sanjiv Kr. Yadav- IAS allied

7. Dharmendra Singh- IAS allied

8.Geeta Singh-PCS

9.Ashish Bhuj Singh-PPS

10.Ashok Singh-PCS

11.Rajiv Saxena-APO

12.Ranjay Singh-Jailor

Note- Other Students have qualified for MBBs, Scientist ,Lecturer And MBA and other reputed services.

29. Student progression

Student progression	Against % enrolled
UG to PG	10
PG to M.Phil.	Nil
PG to Ph.D.	5
Ph.D. to Post-Doctoral	Nil
Employed	Not available
• Campus selection	Not available
• Other than campus recruitment	Not available
Entrepreneurship/Self-employment	

30. Details of Infrastructural facilities

a) Library –Yes

b) Internet facilities for Staff & Students -Yes

c) Class rooms with ICT facility-Yes

d) Laboratories-Yes

31. Number of students receiving financial assistance from college, university, government or other agencies-Yes record available in the college.

32. Details on student enrichment programmes (special lectures / workshops / seminar) with



external experts-Seminars, group discussion and lectures.

33. Teaching methods adopted to improve student learning-Question-Answer method& group Discussion. Group discussion and lectures,projector.
34. Participation in Institutional Social Responsibility (ISR) and Extension activitiesN.C.C.,N.S.S.& Scouting.
35. SWOC analysis of the department and Future plans-
  - (i) To apply modern technology of teaching, like power point projector, modern audio-visual technique etc.
  - (ii) Arrangement of guest lecturers from prominent scientist in subject from different uni..
  - (iii)Teacher assessment program.
  - (iv)To motivate the student for competitive exams like,NET,SLET,GATE,civil services etc.& campus selection.
  - (v) Upgradation of research facilities available for research.
  - (vi)Research work should be beneficial for agriculture, farmers and other section of society , like biological central,Harbal pesticides role of plants/microbes for the betterment of environment to control pollution etc.
  - (vii) Research in the area of self employment like mushroom cultivation , bio-fertilizer production, to utilization of medicinal plants and use of Bio-technology in crop improvement and to reduce pollution.
  - (viii) To organize symposium, seminar, workshop at regular interval in various displine of Botany.
  - (ix)Collaboration program from different centers, Universities to improve the research skill.
  - (x) To arrangement grant /financial support from various organization like, UGC, CSIR,DST,UPCST etc. for research and infrastructure improvement.
  - (xi)Up gradation of Library with internet facility.

## Evaluative Report of the Mathematics Department

The Self-evaluation of every department may be provided separately in about 3-4 pages, avoiding the repetition of the data.

1. Name of the department Mathematics
2. Year of Establishment----
3. Names of Programmes / Courses offered (UG, PG, M.Phil., Ph.D., Integrated Masters; Integrated Ph.D., etc.) UG. , PG.
4. Names of Interdisciplinary courses and the departments/units involved- Nil
5. Annual/ semester/choice based credit system (programme wise) --- Annual
6. Participation of the department in the courses offered by other departments--- NA
7. Courses in collaboration with other universities, industries, foreign institutions, etc.--- Nil
8. Details of courses/programmes discontinued (if any) with reasons --- Nil
9. Number of Teaching posts

	sanctioned	Filled
Professors	Nil	Nil
Associate Professors	00	03
Asst. Professors	10	03

10. Faculty profile with name, qualification, designation, specialization, (D.Sc./D.Litt. /Ph.D. / M. Phil. etc.,)

Name	Qualification	Designation	Specilization	No. of Years of Experience	No. of Ph.D. Students guided for the last 4 years
Dr. G.C. Chaubey	M.Sc. PhD.	Asso. Professor	Diff. Geometig special	34 year	01

			functionl		
Dr. S.P. Singh	M.Sc. PhD.	Asso. Professor	Special function	22 year	
Dr. M.K. Srivastava	M.Sc. PhD.	Asso. Professor	Special function	22 year	Nil
Dr. K.B. Yadav	M.Sc. PhD	Assi. Prof.	Fluid Dynamics	8 years	Nil
Dr. Brijendra Singh	M.Sc. PhD	Assi. Prof.	Special function	9 years	Nil
Dr. Jitesh Singh	M.Sc. PhD	Assi. Prof	Fluid Dynamics	7 years	Nil

11. List of senior visiting faculty----- Nil
12. Percentage of lectures delivered and practical classes handled(programme wise) by temporary faculty---- 30%
13. Student -Teacher Ratio (programme wise)--- PG-100::10  
UG-567::10
14. Number of academic support staff (technical) and administrative staff; sanctioned and filled--- Peon-01
15. Qualifications of teaching faculty with DSc/ D.Litt/ Ph.D/ MPhil/PG.---- M.Sc.,PhD.
16. Number of faculty with ongoing projects from a) National b) International funding agencies and grants received---- UGC {160000=00}  
{80000=00} 03  
DST--- 1772640=00
17. Departmental projects funded by DST-FIST; UGC, DBT, ICSSR, etc. and total grants received---  
UGC- Rs 725500=00  
DST-{Rs1637400=00} 03

{Rs.889400=00}

18. Research Centre /facility recognized by the University----- YES

19. Publications:

\* a) Publication per faculty ----LAST FIVE YEARS

Dr. G.S. Chaubey 04

Dr. S.P. Singh 30

Dr. M.k. Srivastava 02

Dr. K.B. Yadav 01

Dr. Brijendra Singh 02

Dr. Jitesh Singh 04

\* Number of papers published in peer reviewed journals (national / international) by faculty and students ---40

\* Number of publications listed in International Database (For Eg: Web of Science, Scopus, Humanities International Complete, Dare Database - International Social Sciences Directory, EBSCO host, etc.)

\* Monographs

\* Chapter in Books

\* Books Edited

\* Books with ISBN/ISSN numbers with details of publishers

\* Citation Index

\* SNIP

\* SJR

\* Impact factor

\* h-index

20. Areas of consultancy and income generated ----- Nil

21. Faculty as members in ----- Nil

a) National committees b) International Committees c) Editorial Boards....Nil

22. Student projects

a) Percentage of students who have done in-house projects including inter departmental/programme nil



b) Percentage of students placed for projects in organizations outside the institution i.e.in Research laboratories/Industry/other agencies----- Nil

23. Awards/ Recognitions received by faculty and students----- Nil

24. List of eminent academicians and scientists/ visitors to the department----04

25. Seminars/ Conferences/Workshops organized & the source of funding ---

a)National ---- National Conference-01 & Worckshop-01 tunded by

UGC,DST,UPCST,INSA &CSIR

b)International-----

26. Student profile programme/course wise:Nil

Name of the Course/programme (refer question no. 4)	Applications received	Selected	Enrolled		Pass percentage
			*M	*F	

\*M=Male F=Female

27. Diversity of Students

Name of the Course	% of students from the same state	% of students from other States	% of students from abroad
UG	100%	0%	0%
PG	100%	0%	0%
PhD.	10%	5%	0%

28. How many students have cleared national and state competitive examinations such as NET,



SLET, GATE, Civil services, Defense services, etc. ? NET-01, GATE-01.

29. Student progression

Student progression	Against % enrolled
UG to PG	20%
PG to M.Phil.	--Nil--
PG to Ph.D.	---5%
Ph.D. to Post-Doctoral	--Nil
Employed	Record not available
<ul style="list-style-type: none"> <li>• Campus selection</li> <li>• Other than campus recruitment</li> </ul>	Nil Record not available
Entrepreneurship/Self-employment	Do

30. Details of Infrastructural facilities

- a) Library yes
- b) Internet facilities for Staff & Students yes
- c) Class rooms with ICT facility yes
- d) Laboratories yes

31. Number of students receiving financial assistance from college, university, government or other agencies----- More than 40%

32. Details on student enrichment programmers (special lectures / workshops / seminar) with external experts-----

33. Teaching methods adopted to improve student learning—Seminar, Lecture, International etc.

34. Participation in Institutional Social Responsibility (ISR) and Extension activities--- N.C.C., N.S.S, Scouting.

35. SWOC analysis of the department and Future plans

- 1- Teaching of M.Sc. student by power point.
- 2- To organize works-shop and conference to upgrade U.G. & P.G. students.
- 3- Organizing series of lectures in different branches of moths by experts Mathematicians.
- 4- To equip Computer Lab with A.C.
- 5- Consultuny program for the students appearing in NET, SELT etc.



## Evaluative Report of the Military Science Departments

The Self-evaluation of every department may be provided separately in about 3-4 pages, avoiding the repetition of the data.

1. Name of the department Defense and Strategic Studies.
2. Year of Establishment---- 27-7-1956, Letter No. 2109
3. Names of Programmed / Courses offered (UG, PG, M.Phil., Ph.D., Integrated Masters; Integrated Ph.D., etc.) UG. , PG.PhD.
4. Names of Interdisciplinary courses and the departments/units involved- Nil
5. Annual/ semester/choice based credit system (programmers wise) --- Nil
6. Participation of the department in the courses offered by other departments--- Nil
7. Courses in collaboration with other universities, industries, foreign institutions, etc.--- Nil
8. Details of courses/programmes discontinued (if any) with reasons --- Nil
9. Number of Teaching posts

Total Post	sanctioned 6(4+02)	Filled 6(4+02 SEF)
Professors		
Associate Professors		
Asst. Professors		

10. Faculty profile with name, qualification, designation, specialization, (D.Sc./D.Litt. /Ph.D. / M. Phil. etc.,)

Name	Qualification	Designation	Specilizati on	No. of Years of Experience	No. of Ph.D. Students guided for the last 4 years
Dr.K.D.	PhD.	Asso. Professor	Nil	23 year	0(2 Sumetted)

Singh					
Dr. S.N. Singh	PhD.	Asso. Professor	Nil	22 year	03
Dr. Shikha Srivastava	NET,PhD.	Assit. Professor	Nil	14year	Nil
Dr. Himanshu Singh	PhD.	Assit. Professor	Nil	10year	Nil
Dr. D.K. Singh	PhD.	Assit. Professor	Nil	6year	Nil
Dr. S.K. Singh	PhD.	Assit. Professor	Nil	6year	Nil

11. List of senior visiting faculty----- Nil
12. Percentage of lectures delivered and practical classes handled(programme wise) by temporary faculty---- (1:72) (1:45) (1:12)
13. Student -Teacher Ratio (programme wise)--- Appox-UG I-72,II-45,III-12,PG I & II (M.A./M.Sc.)- 05
14. Number of academic support staff (technical) and administrative staff; sanctioned and filled- --- Lab Assistant- One (1)
15. Qualifications of teaching faculty with DSc/ D.Litt/ Ph.D/ MPhil/PG.----
16. Number of faculty with ongoing projects from a) National b) International funding agencies and grants received---- Nil
17. Departmental projects funded by DST-FIST; UGC, DBT, ICSSR, etc. and total grants received---Nil.
18. Research Centre /facility recognized by the University----- Yes , Letter No. 1990/Research/200.
19. Publications: Last Four years  
Dr. K.D. Singh -04



Dr. S.N. Singh -Nil.

Dr. Himanshu Singh -2

Dr. D.K. Singh -Nil

Dr.S.K. Singh -2

- \* a) Publication per faculty ---
- \* Number of papers published in peer reviewed journals (national / international) by faculty and students
- \* Number of publications listed in International Database (For Eg: Web of Science, Scopus, Humanities International Complete, Dare Database - International Social Sciences Directory, EBSCO host, etc.)
- \* Monographs
- \* Chapter in Books
- \* Books Edited
- \* Books with ISBN/ISSN numbers with details of publishers
- \* Citation Index
- \* SNIP
- \* SJR
- \* Impact factor
- \* h-index

20. Areas of consultancy and income generated ----- NA

21. Faculty as members in -----

a) National committees b) International Committees c) Editorial Boards....Dr.K.D. Singh  
“Aneshandhan yatra yearly Journal.”

22. Student projects Nil.

a) Percentage of students who have done in-house projects including inter departmental/programme

b) Percentage of students placed for projects in organizations outside the institution i.e.in Research laboratories/Industry/other agencies----- NA

23. Awards/ Recognitions received by faculty and students----- NA

24. List of eminent academicians and scientists/ visitors to the department----Nil



25. Seminars/ Conferences/Workshops organized & the source of funding --- NA

a)National ---- Nil

b)International----- Nil

26. Student profile programme/course wise: Nil.

Name of the Course/programme (refer question no. 4)	Applications received	Selected	Enrolled		Pass percentage
			*M	*F	

\*M=Male F=Female

27. Diversity of Students--Nil

Name of the Course	% of students from the same state	% of students from other States	% of students from abroad
UG	100%	---	----
P.G.	100%	----	---

28. How many students have cleared national and state competitive examinations such as NET, SLET, GATE, Civil services, Defense services, etc.--- (5 students)

29. Student progression

Student progression	Against % enrolled
UG to PG	48%
PG to M.Phil.	



Student progression	Against % enrolled
PG to Ph.D.	20%
Ph.D. to Post-Doctoral	Nil
Employed <ul style="list-style-type: none"> <li>• Campus selection</li> <li>• Other than campus recruitment</li> </ul>	
Entrepreneurship/Self-employment	

30. Details of Infrastructural facilities

- |   |     |
|---|-----|
| a) Library                                  | yes |
| b) Internet facilities for Staff & Students | yes |
| c) Class rooms with ICT facility            | yes |
| d) Laboratories                             | yes |

31. Number of students receiving financial assistance from college, university, government or other agencies----- 90% Students receiving financial assistance from the state got.

32. Details on student enrichment programmers' (special lectures / workshops / seminar) with external experts-----Special lecturers or garnished by department after the practical exam. By external examiners.

33. Teaching methods adopted to improve student learning—Lecture mrthod, Quaestion ans., Brain armoring and edueaticiontower. International.

34. Participation in Institutional Social Responsibility (ISR) and Extension activities---Nil.

35. SWOC analysis of the department and Future plans

Strength- Sufficient Lab space and equipments.

Experienced and qualified faculty.

Rich departmental library.

University recognized research center with two research superiors.

Weakness- Lab facility needs upgrading.

Lack of alumnae network.

M.Sc. Programme in still self financed.

Opportunities- Canvanail funded project for lab.

Reading habit and utilization of library to be enhanced.

Challenges- Less job opportunity of the subject.



Low caliber of students at the entry level.

Future Plans- We have planned for interdisciplinary seminar in the coming academic years.

To visit IDSA.& DRDO.

Research project..

Class test and test series.

Syllabus revision workshop in association with board of studies of defense & strategic studies.



## Faculty of Law

### Evaluative Report of the Law Department

The Self-evaluation of every department may be provided separately in about 3-4 pages, avoiding the repetition of the data.

1. Name of the department    LAW
2. Year of Establishment        Temp-1959, Perm.-1964
3. Names of Programmes / Courses offered (UG, PG, M.Phil., Ph.D., Integrated Masters; Integrated Ph.D., etc.) U.G. (LL.M.)
4. Names of Interdisciplinary courses and the departments/units involved -N.A.
5. Annual/ semester/choice based credit system (programme wise) LL.B.(Sem.wise), LL.M.(Annual)
6. Participation of the department in the courses offered by other departments –N.A.
7. Courses in collaboration with other universities, industries, foreign institutions, etc. N.A.
8. Details of courses/programmes discontinued (if any) with reasons P.G. Deploma in Labour Laws Started in 1991 & Discontinue in 2000 V.B.S.P.U. Jaunpur
9. Number of Teaching posts

	sanctioned	Filled
Professors	Nil	Nil
Associate Professors		02 (By Pramotion)
Asst. Professors	10	04

10. Faculty profile with name, qualification, designation, specialization, (D.Sc./D.Litt. /Ph.D. / M. Phil. etc.,)

Name	Qualification	Designation	Specilization	No. of Years of	No. of Ph.D. Students guided for

				Experience	the last 4 years
Dr.T.B.Singh	LL.M.,P.h.D	Head Associated Proffesor	commercial Law	29 Years	06
Shri S. P. Singh	LL.M.	Associated Proffesor	commercial Law	22 Years	--
Shri R.K.Singh	LL.M.	Assistant professor	Cons. & Ad. Law	14 Years	--
Dr. S. K. Singh	LL.M. Ph.D	Assistant professor	commercial Law	13 Years	07
Shri Y. Singh	LL.M.	Assistant professor	commercial Law	09 Years	--
Dr. S.K. Mishra	LL.M.	Assistant professor	Marchedtile Law &Const. Law	03 Years& 03 Months	--

11. List of senior visiting faculty – Nil

12. Percentage of lectures delivered and practical classes handled(programme wise) by temporary faculty 45% (LL.B.)

Dr. A.K. Gupta	LL.M. Ph.D.	Lecturer,(S.F.)	Environmental Law	08 Years	--
Dr. A.K. Yadav	LL.M.	Lecturer,(S.F.)	Environmental Law	08 Years	--

N.B.- Approved for the LL.M. Self-Finance Course by the V.B.S. Purvanchal Uni. JNP.

13. Student -Teacher Ratio (programme wise) 72: 01

14. Number of academic support staff (technical) and administrative staff; sanctioned and filled-

02 Sanctioned & field & 01 Male (Temp.)

15. Qualifications of teaching faculty with DSc/ D.Litt/ Ph.D/ MPhil/PG. P.hD.-06 & P.g. -13
16. Number of faculty with ongoing projects from a) National b) International funding agencies and grants received Nil
17. Departmental projects funded by DST-FIST; UGC, DBT, ICSSR, etc. and total grants received Nil
18. Research Centre /facility recognized by the University –Appointed Supervisors for Research by VBSPU JNP.

Dr.T.B.Singh-B-01 P/A-10; Sri S.P.Singh-P/A-02; Sri R.K.Singh-P/A—Nil; Sri S.K.singh P/A-01

19. Publications: Sri Y. Singh P/A-01; Dr. S.K.Mishra P/A-02 Dr.A.K.Gupta P/A-06;

Dr.A.K.Yadav- P/A-05 ; Sri S.K.Singh- P/A-03;

- \* a) Publication per faculty
- \* Number of papers published in peer reviewed journals (national / international) by faculty and students -33
- \* Number of publications listed in International Database (For Eg: Web of Science, Scopus, Humanities International Complete, Dare Database - International Social Sciences Directory, EBSCO host, etc.) Nil
- \* Monographs -Nil
- \* Chapter in Books-Nil
- \* Books Edited -Nil
- \* Books with ISBN/ISSN numbers with details of publishers Sambida Vidhi-II,Central Law Publication,Allahabad, 6<sup>th</sup> Edn.,2013,ISBN-978-93-02676-(Joint Author)Dr. T.B.Singh& S.K.Singh
- \* Citation Index Nil
- \* SNIP -Nil
- \* SJR-Nil
- \* Impact factor-Nil
- \* h-index -Nil

20. Areas of consultancy and income generated-N.A.
21. Faculty as members in  
 a) National committees b) International Committees c) Editorial Board.. Vidhan:A  
 Research.Journal Quartly ISSN-2230-9896
22. Student projects  
 a) Percentage of students who have done in-house projects including inter  
 departmental/programme In LL.M.-100%  
 b) Percentage of students placed for projects in organizations outside the institution i.e.in  
 Research laboratories/Industry/other agencies-N.A.
23. Awards/ Recognitions received by faculty and students  
 Fac.-Book-Sambida vidhi-II-Awarded by Ministry of Law,& company Affaires, New Delhi.  
 Std. Goldmedal (LL.M.)-Sri R.D. Mishra (08-09) Ku. Keki Mishra (2010-11)
24. List of eminent academicians and scientists/ visitors to the department
25. Seminars/ Conferences/Workshops organized & the source of funding  
 a)National -Nill  
 b)International-Nill
26. Student profile programme/course wise:

Name of the Course/programme (refer question no. 4)	Applications received	Selected	Enrolled *M *F	Pass percentage
LL.B.	1269(2013-14)	320	240 80	87%
LL.M.	192(2013-14)	20	12 08	75%

\*M=Male F=Female





27. Diversity of Students

Name of the Course	% of students from the same state	% of students from other States	% of students from abroad
LL.B.	100%	Nil	Nil
LL.M.	95%	05%	Nil

28. How many students have cleared national and state competitive examinations such as NET, SLET, GATE, Civil services, Defense services, etc. ?

29. Student progression

Student progression	Against % enrolled
UG to PG LL.B.to LL.M.	75%
PG to M.Phil.	N.A.
PG to Ph.D. LL.M to P.hD.	58%
Ph.D. to Post-Doctoral	N.A.
Employed <ul style="list-style-type: none"> <li>• Campus selection</li> <li>• Other than campus recruitment</li> </ul>	N.A.
Entrepreneurship/Self-employment	Not less than 50%

30. Details of Infrastructural facilities –Books -

16838(LL.B.),1065(LL.M.);S.S.C.,A.I.R.,L.L.T.,J.I.L.T.

a) Library –All Central Act ,Halsburies Laws of England.

b) Internet facilities for Staff & Students -Yes

c) Class rooms with ICT facility-Null

d) Laboratories\_Null

31. Number of students receiving financial assistance from college, university, government or other agencies-

32. Details on student enrichment programmes (special lectures / workshops / seminar) with external experts-more than 21 Lect.,Legal Aid Awareness, Human, rights Protection Prog.,Environmental protection.
33. Teaching methods adopted to improve student learning-Lecturer,Seminar,G.D.&Clinical Meth.
34. Participation in Institutional Social Responsibility (ISR) and Extension activities-Legal Literacy/Advice/Aid etc.
35. SWOC analysis of the department and Future plans-
  - (a)Five Year LL.B. courses will be launched.
  - (b)To renew the course of P.G. Diploma in Labour Welfare & Management.
  - (c)Proposed to run the courses for Diploma in the Patent and copy Right Law.
  - (d)Proposed to Construct the Seminar/Conference Hall.
  - (e)Proposed to Install well equipped Computer Lab.& etc.

# F-ANNEXURE

## Annexure-1

ANNEXURE-1

Colours Search by State

Uttar Pradesh

Search:

Sl. No.	College	University	State	Estb. Year
100.0	Tarabanker Mahaveer Institute of Management and Dohi Road, Meerut Uttar Pradesh	M.P. Ranikhet University	Under Section 2 (B & 12 (E)) File No. F-8-100 GGE (CPP-1)	Govt./Non Govt. UC Level (UGPG) Affiliated
100.1	Th. Sri Singh Mahavidyalaya, DIST. Alwaraj, UTTAR PRADESH Uttar Pradesh	Dr. B.S. Ambedkar University	Under Section 2 (B) File No.	Estb. Year: 1988 Govt./Non Govt. Level (UGPG) Affiliated
100.2	Thakur Kripal Singh Memorial Degree College DIST. Saharanpur, UTTAR PRADESH Uttar Pradesh	Chaudhary Charan Singh University	Under Section 2 (B & 12 (B)) File No.	Estb. Year: 1988 Govt./Non Govt. Level (UGPG) Affiliated
100.3	Thyagaraja Pathik Swami Mahavidyalaya Sadar Ambedkar Nagar, Uttar Pradesh	Dr. Ram Manohar Lohia Awadh University	Under Section 2 (B & 12 (B)) File No. F-8-200 GGE (CPP-1)	Estb. Year: 1988 Govt./Non Govt. UC Level (UGPG) Affiliated
100.4	Sukh Degree College, DIST. Aunsi, UTTAR PRADESH Uttar Pradesh	Chhatrapati Shahu Maharaj Kannur University	Under Section 2 (B) File No.	Estb. Year: 1987 Govt./Non Govt. Level (UGPG) Affiliated
100.5	Sri Sri Dhan Mahila Mahavidyalaya Uttar Pradesh	Yashwantrao Chavan Maharashtra University	Under Section 2 (B & 12 (B)) File No. F-8-127 GGE (CPP-1)	Estb. Year: 1986 Govt./Non Govt. UC Level (UGPG) Affiliated
100.6	Sri Sri Dhan PG College, DIST. Amroha, UTTAR PRADESH Uttar Pradesh	Yashwantrao Chavan Maharashtra University	Under Section 2 (B) File No.	Estb. Year: 1986 Govt./Non Govt. Level (UGPG) Affiliated


Annexure-2

**ANNXORE-2**

फोन : 322721, 3221592, 3221118,  
फाक्स : 3222317, 3222701, 3225742

All communications should be addressed to  
the secretary by designation and not by name

संख्या F.8-62/2000 (CPP-I)  
दिनांक No. \_\_\_\_\_



दूर : मुंबई/दिसा  
GRANTS - UNDBRANTS  
TAX : 322762, 3226284, 3221787  
विश्वविद्यालय अनुदान आयोग  
बहादुरशाह जफर मार्ग,  
नई दिल्ली 110001  
UNIVERSITY GRANTS COMMISSION  
BAHADUR SHAH ZAFAR MARG,  
NEW DELHI-110 002


11<sup>th</sup> September, 2001

The Principal,  
Tilak Dhuri College,  
Jaunpur (U.P.)

Subject:- Inclusion of the Colleges under Section 2 (f) of the UGC Act, 1956.

Sir,

With reference to your letter No. Nil dated 11-9-2001 on the above subject, I am directed to inform you that the above College affiliated to Gorakhpur University, Gorakhpur is include in the list of Colleges maintained under Section 2-(f) of the U.G.C. Act, 1956.

Yours faithfully,  
  
( Mrs. Shashi Manjal )  
Section Officer

*UPAF*  
**Principal**  
**T. D. College**  
**Jaunpur**

Annexure-3

1735

ANNXORE-3

ALMEJADAR, New Delhi  
Ph: (011) 23231367  
E-mail: bcil@bci.org  
Website: www.bci.org

Office: 22221647  
23231648  
Secy's: 22798208  
Reel: 22720923

वार कौंसिल ऑफ इन्डिया  
BAR COUNCIL OF INDIA

21. राजज ऐवजू इण्टीटुमण्ट रुमिग नई दिल्ही - 110 002  
21. Roame Avenue Institutional Area New Delhi - 110 002

BCI: D: 130y 2008 (L.E.Mtg) 25.9.2008  
Bak.A.B.

Registrar  
Veer Bahadur Singh Parvanchal University  
Jaunpur-222002  
UP

Sub:- Approval of affiliation of  
Tilak Dhari College of Law, Jaunpur, UP

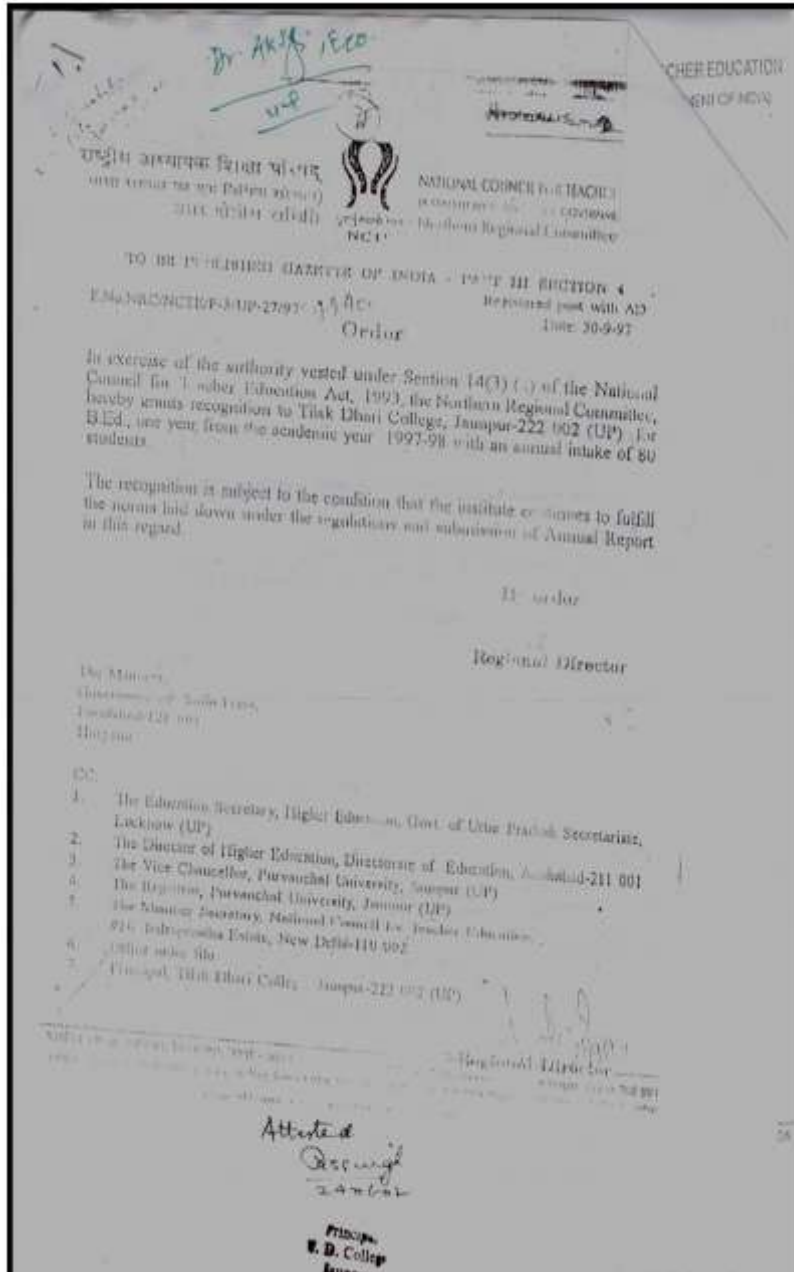
Sir,  
The inspection report of the above college was placed before the Legal Education Committee at its meeting held on 13<sup>th</sup> September 2008 and Committee made the following recommendations -

"Legal Education Committee considered the inspection report of Tilak Dhari College, Jaunpur, UP submitted by the inspection team of the State Bar Council of UP. After consideration Committee is of the view that approval of affiliation of the above college be allowed to continue subject to the condition that college authorities will fulfill the following conditions:-

- i. College authorities are directed to post a permanent Principal of the college. If University does not permit for the same, then Head of the Law Department should be designated as adhoc Principal of the college and basic facilities essential for the Principal ship should be provided to him including salary and allowances.
- ii. Teacher student ratio should be maintained as per Bar Council of India rules and for that purpose three more lecturers should be appointed.
- iii. Part-time lecturers should be converted into full time lecturers and they should be given all the facilities essential for the permanent post."

The above recommendations were considered by the Bar Council of India at its meeting held on 14<sup>th</sup> September 2008 and accepted the same.

Annexure-4



G-DECLARATION

**Undertaking**

This is to certify that ...TILAK DHARI, POST GRADUATE COLLEGE,  
(Name of the institution) fulfils all norms JAUNPUR (U.P)

1. stipulated by the affiliating University and/ or
2. regulatory Council/ Body [ such as NCTE, AICTE, MCI, DCI, BCI, etc]  
and
3. the affiliation and recognition [if applicable] is valid as on date.

In case the affiliation / recognition is conditional, then a detailed enclosure with regards to compliance of conditions by the institution will be sent.

It is noted that NAAC's accreditation, if granted, shall stand cancelled, automatically, once the institution loses its University affiliation or Recognition by the Regulatory Council, as the case may be.

In case the undertaking submitted by our institution found to be false then the accreditation given by NAAC is liable to be withdrawn.

The undertaking given to NAAC is also displayed on our institutional website.

Date: 13/09/2013

Place:

JAUNPUR

  
**Principal/Head of the institution**  
(Name and Signature with Office seal)